



ski-doo®

PARTS
ACCESSORIES ^{AND}
CATALOG

CATALOGUE
DE
PIECES
ET ACCESSOIRES

1999

**MACH 1
MACH 1 R**

484 400 011

**PARTS CATALOG
AND ACCESSORIES
CATALOGUE DE PIÈCES
ET ACCESSOIRES**

1999

**MACH 1
MACH 1 R**

◆ WARNING

For user safety, Rotax engines designed for snowmobiles must not be used to power products other than Ski-Doo snowmobiles.

Bombardier Inc. and its subsidiaries denies any responsibility for any usage other than the one prescribed.

Dealers that do not follow this practice may be financially liable should injury occur.

Bombardier Inc. reserves the right at any time to discontinue or change specifications, designs, features, models or equipment without incurring obligation.

◆ AVERTISSEMENT

Pour la sécurité des utilisateurs, les moteurs Rotax conçus pour les motoneiges ne doivent pas être utilisés pour des fins autres que de faire fonctionner les motoneiges Ski-Doo.

Bombardier Inc. et ses filiales se dégagent de toute responsabilité pouvant découler des utilisations autres que celle prescrite.

Les concessionnaires qui ne se conforment pas à cet avis peuvent être tenus responsables financièrement advenant des blessures.

Bombardier Inc. se réserve le droit d'effectuer des changements dans le dessin et les caractéristiques de ses véhicules et/ou d'y effectuer des apports ou des améliorations, cela sans s'engager d'aucune façon à effectuer lesdites opérations sur les véhicules déjà fabriqués.

PARTS CATALOG

The illustrations figuring in this parts catalog show typical construction of the different assemblies and, in all cases, may not reproduce the full detail or exact shape of the parts shown. However, they represent parts which have the same or similar function.

SYMBOLS USED IN THIS CATALOG

- @ - In «Quantity» column means «Use as Required». — XXX — - Parts marked with «XXX» are not available as spare parts.
- Opt - In «Quantity» column means «Optional».
- N** - In «Numerical» column means «New Parts».
- A **bold** description indicates that several parts are included in this item.

Ski-Doo Model
Modèle Ski-Doo

MACH 1
MACH 1 R

Vehicle Codification
Code du véhicule
Can/U.S./Europe

1422 / 1437 / 1423
1442 / 1443 / 1444

Rotax Engine Type
Type de moteur Rotax

«699» (400 604 007)
«699» (400 604 008)

Mikuni Carburetor(s)
Carburateur(s) Mikuni
PTO/CTR/MAG

403 138 557
403 138 557



CATALOGUE DE PIÈCES

Les illustrations contenues dans ce catalogue indiquent la disposition des pièces les unes par rapport aux autres. Il est donc possible qu'elles ne rendent pas compte de la forme exacte de ces pièces ainsi que de leurs détails de fabrication. Ces illustrations ont pour but d'identifier des pièces qui remplissent la même fonction ou une fonction identique.

SYMBOLES UTILISÉS DANS CE CATALOGUE

- @ - Dans la colonne «Quantité» signifie «Au besoin». — XXX — - Les articles marqués d'un «XXX» ne sont pas disponibles comme pièces de remplacement.
- Opt - Dans la colonne «Quantité» signifie «En option».
- N** - Dans la colonne «Numérique» signifie «Nouvelle pièce».
- Une description en caractère **gras** signifie qu'il y a plus d'une pièce dans cet item.

TABLE OF CONTENTS



Engine and Components A5 ⇨ B1

- Crankcase (A5, A6)
- Crankshaft, Pistons (A7)
- Cylinder, Intake Exhaust Manifold (A8, A9)
- Magneto (A10)
- Rewind Starter (A11)
- Engine Support and Muffler (A12, B1)



Cooling System B2

- Liquid Cooling System (B2)



Oil Injection System B3, B4

- Oil Pump Mounting Flange (B3)
- Oil Pump (B3)
- Oil Tank, Oil Tank Support (B4)
- Oil Lines, Filters (B4)



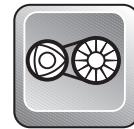
Fuel System B5 ⇨ B10

- Fuel Tank (B5, B6)
- Fuel Lines, Filters (B5, B6)
- Fuel Pump (B5, B6)
- Throttle Handle (B5, B6)
- Kill Switch (B5, B6)
- Air Intake System (B7)
- Carburetors (B8 ⇨ B10)



Chaincase B11, B12

- Chaincase (B11, B12)



Pulleys C1 ⇨ C3

- Drive Pulley (C1)
- Belt (C1)
- Driven Pulley (C2, C3)
- Countershaft, Brake Disk (C2, C3)



Brake and Belt Guard C4

- Hydraulic Brake (C4)
- Belt Guard (C4)



Steering and Front Suspension C5 ⇨ C9

- Steering System (C5, C6)
- Front Suspension and Ski (C7 ⇨ C9)




Track and Rear Suspension C10 ⇨ D4

- Drive Axle (C10)
- Track, Sprockets (C10)
- Speedometer Cable Protector (C10)
- Rear Suspension (C11, C12)
- Front Arm (RR Susp.) (D1, D2)
- Rear Arm (RR Susp.) (D3, D4)



Frame and Body D5 ⇨ E1

- Seat and Accessories (D5, D6)
- Rear Bumper, Mouldings (D5, D6)
- Snow Guard (D5, D6)
- Frame Ass'y, Tunnel (D7, D8)
- Bottom Pan, Front Bumpers (D9, D10)
- Cab, Windshield (D11, D12)
- Cab Hinges, Latches (D11, D12)
- Dash (D11, D12)
- Decals (E1)



Electrical System E2 ⇨ E6

- Pilot Lamps (E2, E3)
- Ignition Switch (E2, E3)
- Brake Switch (E2, E3)
- Regulator (E2, E3)
- Speedometer (E2, E3)
- Electrical Accessories (E4 ⇨ E6)



Options and Numerical Index E7 ⇨ F1

- Options (MACH 1) (E7, E8)
- Options (MACH 1 R) (E9, E10)
- Numerical Index (E11 ⇨ F1)
- New Parts For 1999 (F1)

TABLE DES MATIÈRES



Moteur et composants A5 ⇨ B1

- Carter (A5, A6)
- Vilbrequin, pistons (A7)
- Vilbrequin, pistons (503) (A8)
- Cylindre, collecteur d'échappement (A8, A9)
- Magnéto (A10)
- Démarreur à rappel (A11)
- Support moteur et silencieux (A12, B1)



Système de refroidissement B2

- Système de refroidissement liquide (B2)



Système d'injection d'huile B3, B4

- Épaulement, pompe à l'huile (B3)
- Pompe à l'huile (B3)
- Réservoir d'huile, support (B4)
- Conduits d'huile, filtre (B4)



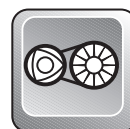
Système d'alimentation B5 ⇨ B10

- Réservoir-essence (B5, B6)
- Conduits, filtres (B5, B6)
- Pompe à essence (B5, B6)
- Logement, manette d'accélération (B5, B6)
- Interrupteur d'urgence (B5, B6)
- Système d'admission d'air (B7)
- Carburateurs (B8 ⇨ B10)



Carter de chaîne B11, B12

- Carter de chaîne (B11, B12)



Poulies C1 ⇨ C3

- Poulie motrice (C1)
- Courroie d'entraînement (C1)
- Poulie menée (C2, C3)
- Arbre de renvoi, disque de frein (C2, C3)




Frein et garde-courroie C4

- Frein hydraulique (C4)
- Garde-courroie (C4)



Direction et Suspension avant C5 ⇨ C9

- Système de direction (C5, C6)
- Suspension avant, ski (C7 ⇨ C9)




Chenille et suspension arrière C10 ⇨ D4

- Essieu moteur (C10)
- Chenille et barbotins (C10)
- Protecteur de câble (C10)
- Système de suspension arrière (C11, C12)
- Bras avant (susp. arr.) (D1, D2)
- Bras arrière (susp. arr.) (D3, D4)



Chassis et carrosserie D5 ⇨ E1

- Siège et accessoires (D5, D6)
- Pare-choc arrière, enjoliveurs (D5, D6)
- Garde-neige (D5, D6)
- Cadre ass., tunnel (D7, D8)
- Coque, pare-choc avant (D9, D10)
- Capot, pare-brise (D11, D12)
- Charnières, attaches de capot (D11, D12)
- Console (D11, D12)
- Décalcomanie (E1)



Système électrique E2 ⇨ E6

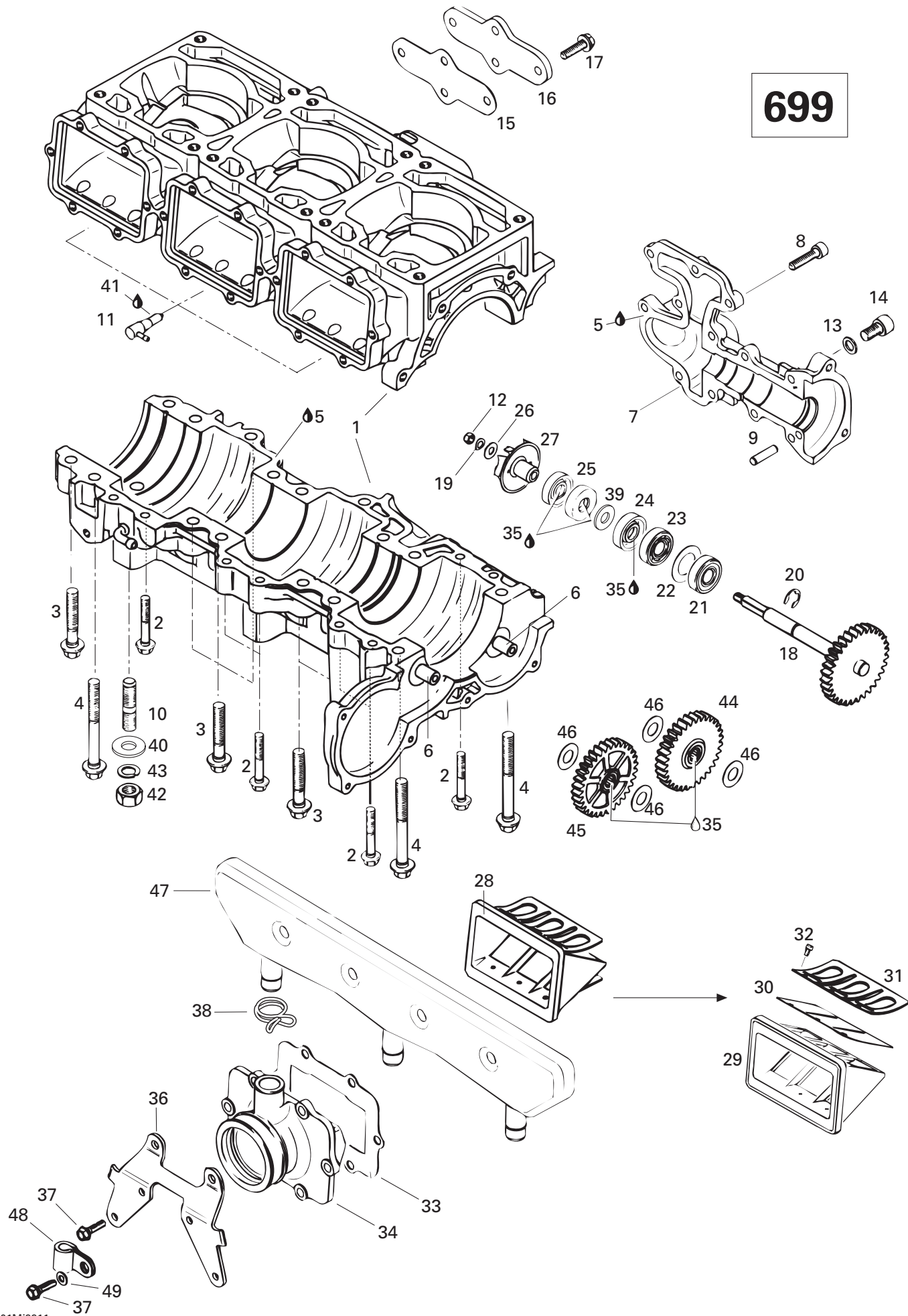
- Lampes témoin (E2, E3)
- Interrupteur d'allumage (E2, E3)
- Interrupteur de frein (E2, E3)
- Régulateur de tension (E2, E3)
- Indicateur de vitesse (E2, E3)
- Accessoires électrique (E4 ⇨ E6)



Options et index numérique E7 ⇨ F1

- Options (MACH 1) (E7, E8)
- Options (MACH 1 R) (E9, E10)
- Index numérique (E11 ⇨ F1)
- Nouvelles pièces pour 1999 (F1)

699



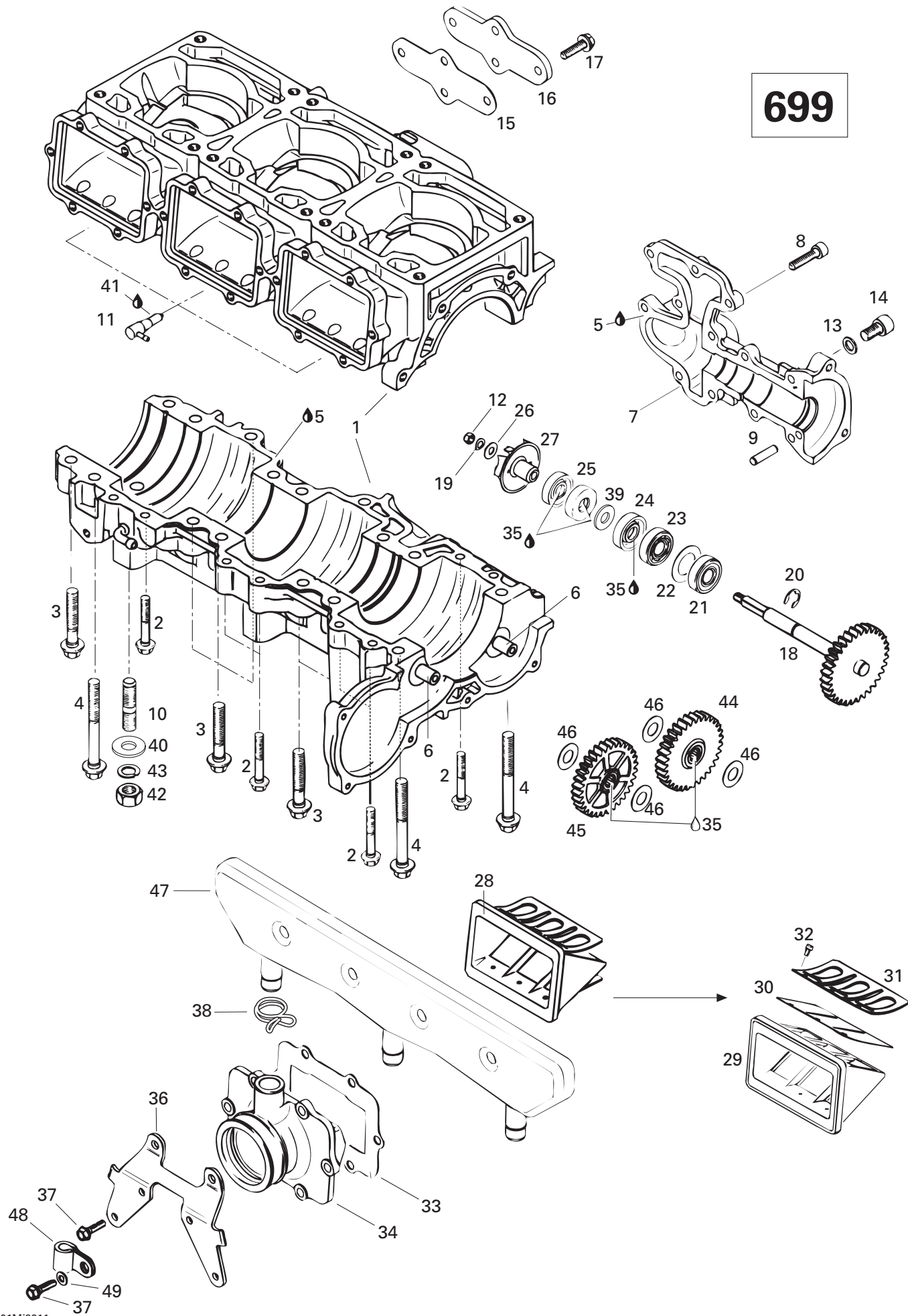


Crankcase, Reed Valve, Water Pump (699) Carter, valve à clapet, pompe à eau (699)

| | |
|------------------|------------------|
| M A C H | M A C H |
| 1 | 1 - R |

| | | | M A C H | M A C H |
|----------------|-------------|--|---------------------------------------|------------------|
| N 1-17 | 420 888 515 | Crankcase Water Pump Cover Ass'y | Carter ass. | 1 1 |
| 2 | 420 941 451 | Collar Hex. Screw M6 x 40 | Vis hex. épaulement M6 x 40 | 8 8 |
| 3 | 420 940 636 | Collar Hex. Screw M8 x 45 | Vis hex. épaulement M8 x 45 | 12 12 |
| 4 | 420 841 306 | Collar Hex. Screw M8 x 65 | Vis hex. épaulement M8 x 65 | 4 4 |
| 5 | 413 702 700 | Loctite 515, 50 ml. | Loctite 515, 50 ml. | @ @ |
| 6 | 420 929 935 | Intermediate Gear Shaft | Axe pignon | 2 2 |
| 7 | — XXX — | Water Pump Cover | Couvercle de la pompe à eau | 1 1 |
| 8 | 222 962 565 | Allen Screw M6 x25 | Vis Allen M6 x 25 | 12 12 |
| 9 | 420 429 230 | Dowel Pin | Aiguille | 1 1 |
| 10 | 420 940 400 | Stud M10 x 25 | Goujon M10 x 25 | 4 4 |
| 11 | 420 956 510 | Check Valve | Soupape de retenue | 3 3 |
| 12 | 420 842 042 | Nut M6 | Écrou M6 | 1 1 |
| 13 | 420 950 141 | Gasket Ring | Bague étanche | 1 1 |
| 14 | 420 440 191 | Allen Screw M8 x 16 | Vis Allen M8 x 16 | 1 1 |
| 15 | 420 931 300 | Water Duct Gasket | Joint étanche - conduit d'eau | 1 1 |
| 16 | 420 810 470 | Water Duct Cover | Couvercle - conduit d'eau | 1 1 |
| 17 | 420 941 250 | Tapping Screw M6 x 20 | Vis autotaraudeuse M6 x 20 | 4 4 |
| N 18 | 420 837 437 | Waterpump - Shaft/Gear Ass'y | Axe/engrenage ass. - pompe à eau | 1 1 |
| 19 | 420 845 020 | Spring Washer | Rondelle ressort | 1 1 |
| 20 | 420 845 390 | Retaining Ring | Joint de retenue | 1 1 |
| 21 | 420 832 490 | Ball Bearing | Roulement à billes | 1 1 |
| 22 | 420 944 466 | Shim 1 mm | Cale 1 mm | 1 1 |
| 23 | 420 232 100 | Ball Bearing | Roulement à billes | 1 1 |
| 24 | 420 230 195 | Oil Seal | Anneau étanche | 1 1 |
| 25 | 420 950 400 | Oil Seal | Anneau étanche | 2 2 |
| 26 | 420 227 155 | Washer | Rondelle | 1 1 |
| N 27 | 420 922 445 | Impeller water | Turbine à eau | 1 1 |
| N 28-32 | 420 924 645 | Reed Valve Ass'y | Soupape clapets ass. | 3 3 |
| 29 | — XXX — | Reed Valve | Soupape clapets | 3 3 |
| 30 | 420 924 532 | Reed Pedal | Lame pédale | 6 6 |
| N 31 | 420 924 635 | Reed Pedal Stop | Arrêt lame pédale | 6 6 |
| 32 | 420 941 215 | Oval-Head Screw M3 x 5 | Vis tête ovale M3 x 5 | 18 18 |
| 33 | 420 950 292 | Gasket 1mm | Joint 1 mm | 3 3 |
| 34 | 420 867 841 | Intake Socket | Tubulure d'admission | 3 3 |
| 35 | 413 707 000 | Molykote 111 | Molykote 111 | @ @ |
| 36 | 420 851 351 | Carrier | Porteur | 3 3 |
| 37 | 420 841 555 | Tapping Screw M5 x 20 | Vis autotaraudeuse M5 x 20 | 18 18 |
| 38 | 420 851 360 | Clamp | Bride | 3 3 |

699

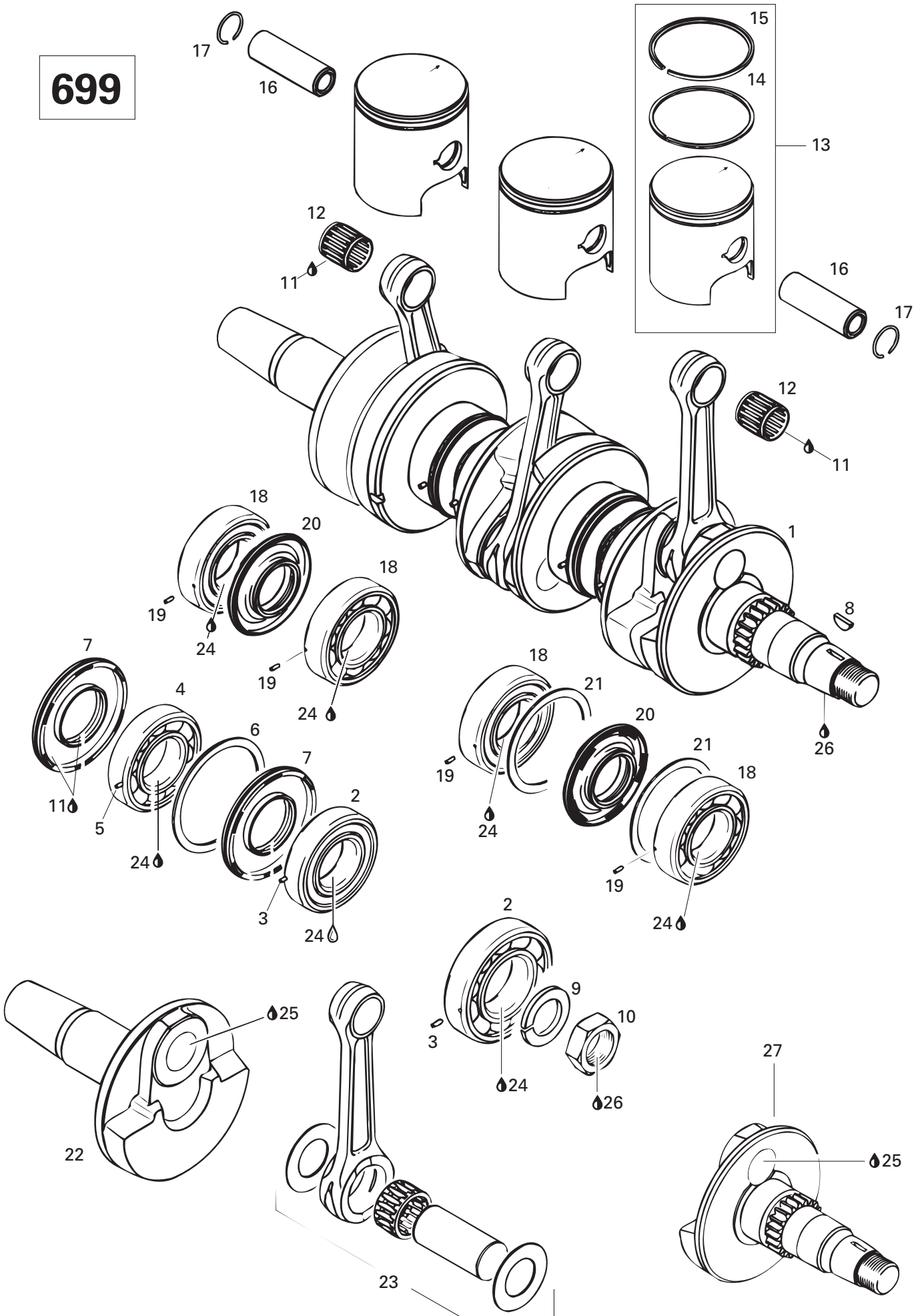




Crankcase, Reed Valve, Water Pump (699) Carter, valve à clapet, pompe à eau (699)

| | | | | M A C H | M A C H |
|-----------|-------------|-------------------------------------|------------------------------|------------------|------------------|
| | | | | 1 | 1 - R |
| 39 | 420 927 410 | Washer 10.3 | Rondelle 10.3 | 1 | 1 |
| 40 | 224 001 211 | Washer | Rondelle | 4 | 4 |
| 41 | 413 711 400 | Loctite 648, 10 ml. | Loctite 648, 10 ml. | @ | @ |
| 42 | 228 001 045 | Hex. Nut M10 | Écrou hex. M10 | 4 | 4 |
| 43 | 234 100 602 | Lock Washer 10 mm | Rondelle-frein 10 mm | 4 | 4 |
| 44 | 420 834 266 | Intermediate Gear 32 T. Ass'y | Roue dentée 32 D. | 1 | 1 |
| 45 | 420 834 267 | Intermediate Gear 32 T. Ass'y | Roue dentée 32 D. | 1 | 1 |
| 46 | 420 927 952 | Thrust Washer | Rondelle | 4 | 4 |
| 47 | 420 867 792 | Intake Resonator | Résonateur d'admission | 1 | 1 |
| 48 | 414 176 000 | Clip | Pince | 1 | 1 |
| 49 | 420 827 800 | Washer 5.5 | Rondelle 5.5 | 1 | 1 |

699

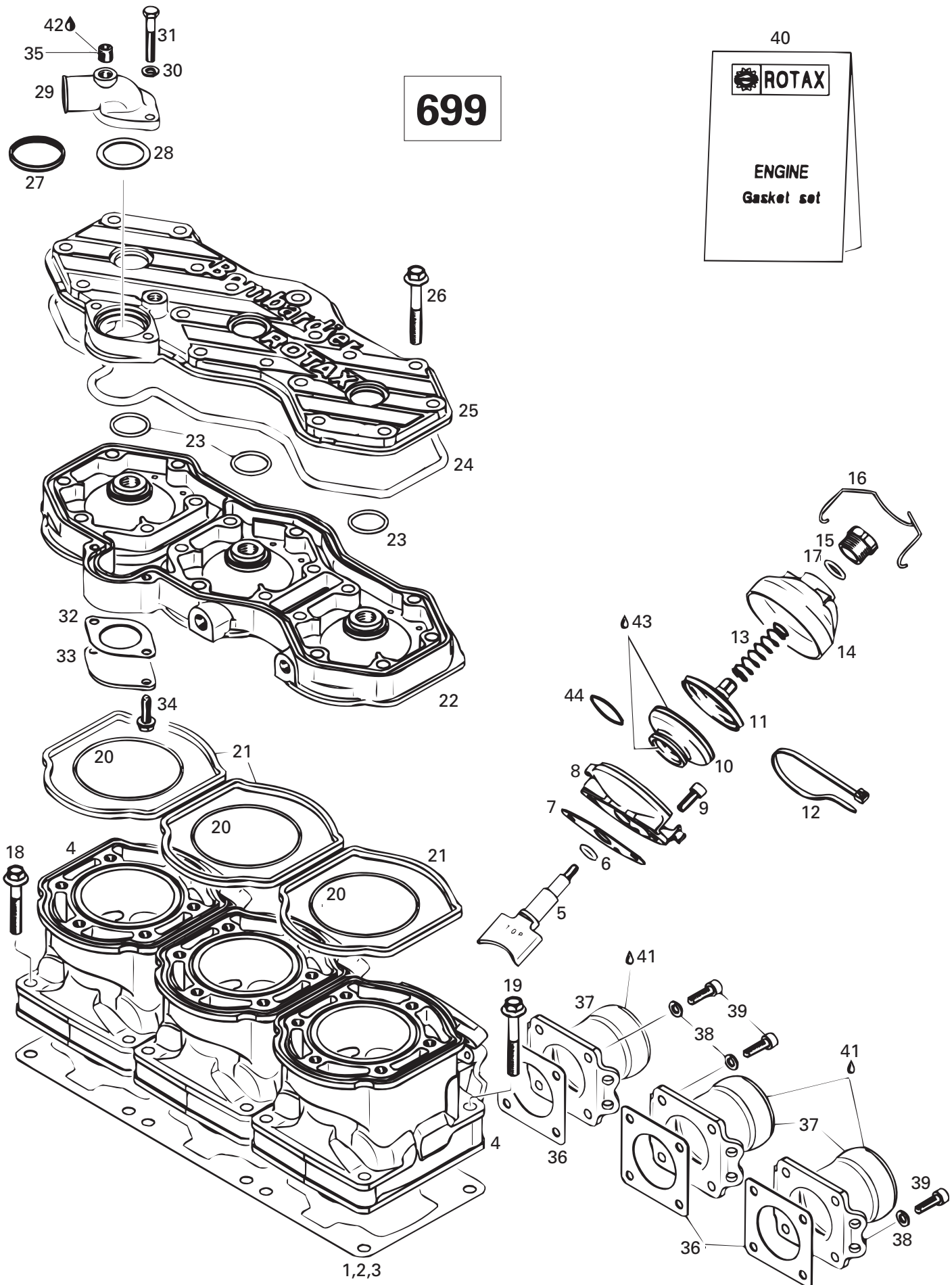
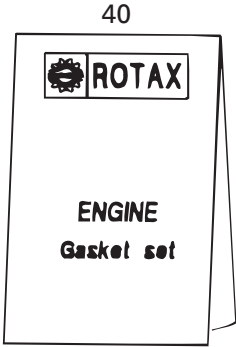




Crankshaft, Pistons (699) Vilebrequin, pistons (699)

| | | | | M A C H | M A C H |
|---------------|-------------|---|--|------------------|------------------|
| | | | | 1 | 1 - R |
| N 1 →8 | 420 888 034 | Crankshaft Ass'y | Vilebrequin ass. | 1 | 1 |
| 2 →3 | 420 432 271 | Ball Bearing (Includes Dowel Pin #3) ... | Roulement à bille (incluant goujon #3)..... | 2 | 2 |
| N 4 →5 | 420 832 580 | Ball Bearing (Includes Dowel Pin#5) | Roulement à bille (incluant goujon #5)..... | 1 | 1 |
| N 6 | 420 926 190 | Washer | Rondelle | 1 | 1 |
| 7 | 420 931 280 | Oil-Seal | Anneau étanche | 2 | 2 |
| 8 | 420 246 015 | Woodruff Key | Clavette | 1 | 1 |
| 9 | 420 945 759 | Lock Washer | Rondelle-frein | 1 | 1 |
| 10 | 420 842 230 | Hex. Nut M22 x 1.5 | Écrou hex. M22 x 1.5 | 1 | 1 |
| 11 | 413 707 000 | Molykote 111 | Molykote 111 | @ | @ |
| N 12 | 420 832 439 | Needle Bearing | Roulement aiguilles | 3 | 3 |
| 13 →15 | 420 887 521 | Piston Ass'y | Piston ass. | 3 | 3 |
| 14 | 420 915 986 | Rectangular Ring 69.75 mm | Segment rectangulaire 69.75 mm | 3 | 3 |
| 15 | 420 815 046 | Semi-Tapez Ring 69.75 mm | Segment semi-trapézoïdale 69.75 mm | 3 | 3 |
| 16 | 420 916 186 | Piston Pin | Axe de piston | 3 | 3 |
| 17 | 420 945 735 | Circlip | Circlip | 6 | 6 |
| 18 →19 | 420 832 538 | Ball Bearing (Includes Dowel Pin#19) .. | Roulement à billes (incl. goujon#19).... | 4 | 4 |
| 19 | 420 929 972 | Dowel Pin | Goujon d'assemblage | 4 | 4 |
| 20 | 420 831 990 | Oil Seal | Anneau étanche | 2 | 2 |
| 21 | 420 827 050 | Retaining Disk | Disque de retenue | 2 | 2 |
| 22 | 420 818 617 | Crankshaft P.T.O.-Side | Vilebrequin, PDM | 1 | 1 |
| 23 | 420 887 603 | Rod Repair Kit P.T.O.-Side | Ens. tige réparation, PDM | 1 | 1 |
| | 420 887 604 | Rod Repair Kit Mag, Side/Center | Ens. tige réparation, MAG/CENTRE | 2 | 2 |
| 24 | 413 701 000 | Loctite 767, Antiseize Lubricant, 12 oz | Loctite 767, lubrifiant antigrippage, 12 oz ... | @ | @ |
| 25 | — XXX — | Loctite 14486, 10 cc | Loctite 14486, 10 cc | @ | @ |
| 26 | 293 800 015 | Loctite 242, 10 ml. | Loctite 242, 10 ml. | @ | @ |
| 27 | 420 818 626 | Crankshaft MAG.-Side | Vilebrequin, coté MAG | 1 | 1 |

699

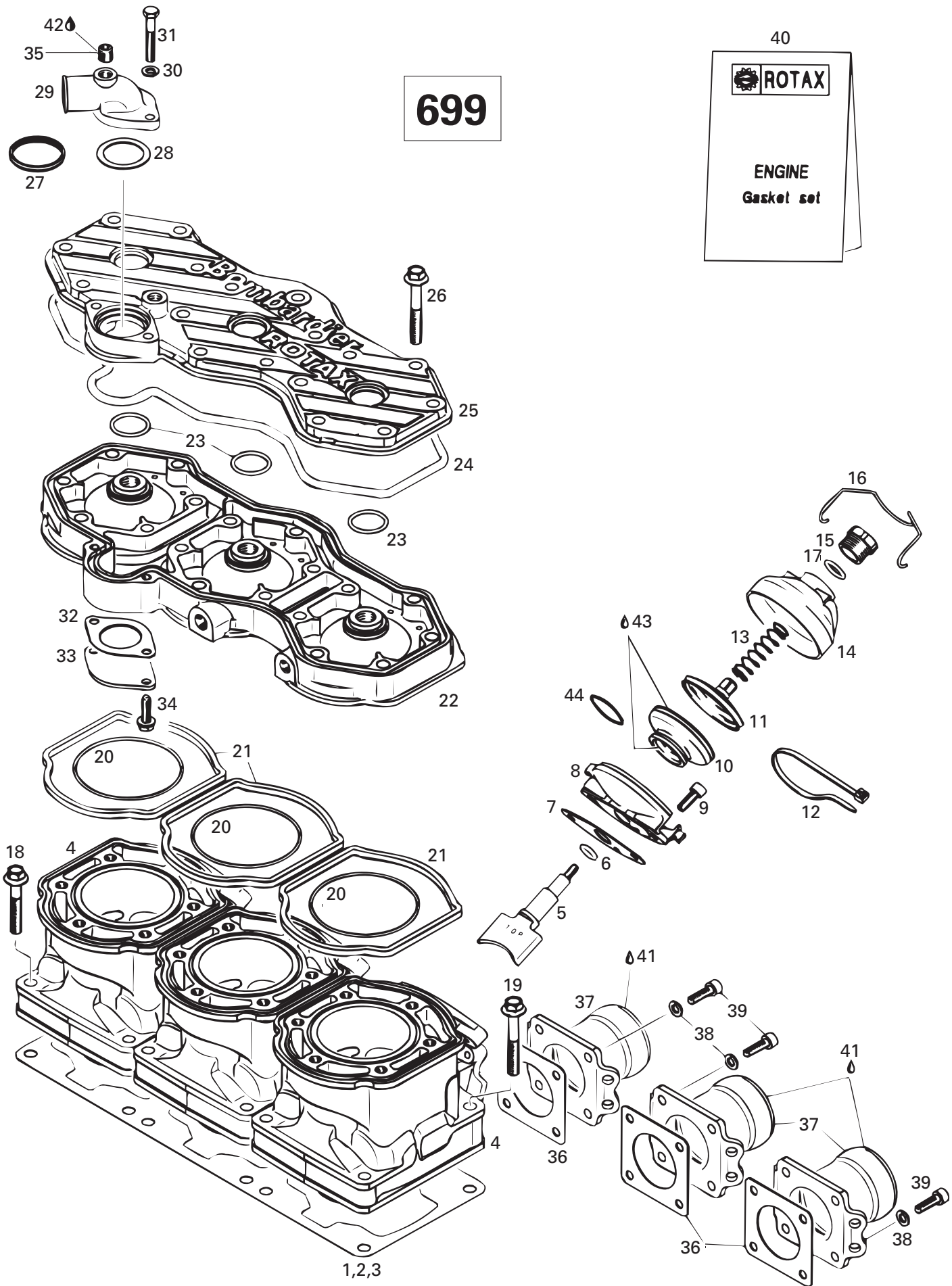
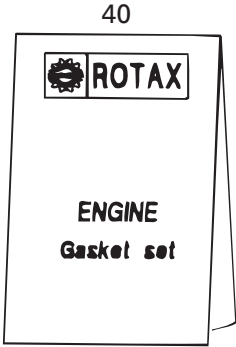




Cylinder, Exhaust Manifold (699) Cylindre, collecteur d'échappement (699)

| | | | | M A C H | M A C H |
|-------------|-------------|--|---|------------------|------------------|
| | | | | 1 | 1 - R |
| 1 | 420 931 572 | Gasket 0.6 mm | Joint d'étanchéité 0.6 mm | @ | @ |
| 2 | 420 931 571 | Gasket 0.4 mm | Joint d'étanchéité 0.4 mm | @ | @ |
| 3 | 420 931 570 | Gasket 0.3 mm | Joint d'étanchéité 0.3 mm | @ | @ |
| 4 | 420 923 420 | Cylinder (Nicasil Coated) | Cylindre (traitement nicasil) | 3 | 3 |
| 5 | 420 854 307 | Exhaust Valve | Soupape échappement | 3 | 3 |
| 6 | 420 430 110 | O-Ring | Joint torique | 3 | 3 |
| 7 | 420 250 234 | Gasket | Joint | 3 | 3 |
| 8 | 420 854 265 | Valve Rod Housing | Boîtier | 3 | 3 |
| 9 | 420 241 236 | Allen Screw M6 x 16 | Vis Allen M6 x 16 | 6 | 6 |
| 10 | 420 260 728 | Bellows | Manchon | 3 | 3 |
| 11 | 420 854 447 | Exhaust Valve | Soupape d'échappement | 3 | 3 |
| 12 | 420 251 920 | Tie Rap 279 mm | Attache 279 mm | 3 | 3 |
| 13 | 420 239 945 | Spring | Ressort | 3 | 3 |
| 14 | 420 911 551 | Valve Cover | Couvercle soupape | 3 | 3 |
| 15 | 420 241 220 | Adjustment Screw | Vis ajustement | 3 | 3 |
| 16 | 420 838 082 | Spring Clip | Bride à ressort | 3 | 3 |
| 17 | 420 430 220 | O-Ring | Joint torique | 3 | 3 |
| N 18 | 420 640 431 | Collar-Hex. Screw M8 x 45 (Intake Side) | Vis épaulement M8 x 45 (coté admission) . | 6 | 6 |
| N 19 | 420 640 441 | Collar-Hex. Screw M8 x 53.5 (exhaust Side) | Vis épaulement M8 x 53.5 (coté échappement) | 6 | 6 |
| 20 | 420 831 792 | O-Ring | Joint torique | 3 | 3 |
| 21 | 420 931 320 | Rubber Ring | Bague étanche | 3 | 3 |
| 22 | 420 923 127 | Cylinder Head (Violet) | Culasse (violet) | 1 | 1 |
| 23 | 420 430 782 | O-Ring | Joint torique | 3 | 3 |
| 24 | 420 931 330 | O-Ring | Joint torique | 1 | 1 |
| 25 | 420 923 133 | Cylinder Head Cover (Violet) | Couvercle cylindre (violet) | 1 | 1 |
| 26 | 420 941 621 | Collar Hex. Screw M8 x 56.5 | Vis épaulement M8 x 56.5 | 18 | 18 |
| 27 | 420 931 270 | Sealing Ring | Bague d'étanchéité | 1 | 1 |
| N 28 | 420 927 745 | Retaining Disk | Disque de retenue | 1 | 1 |
| 29 | 420 922 485 | Exhaust Socket | Douille échappement | 1 | 1 |
| 30 | 420 945 751 | Lock Washer 6 mm | Rondelle-frein 6 mm | 2 | 2 |
| 31 | 222 064 065 | Hex. Screw M6 x 40 | Vis hex. M6 x 40 | 2 | 2 |
| 32 | 420 850 336 | Gasket 1.0 mm | Joint 1.0 mm | 1 | 1 |
| N 33 | 420 926 260 | Cover | Couvercle | 1 | 1 |
| 34 | 420 240 580 | Taptite-Screw M6 x 16 | Vis autotaraudeuse M6 x 16 | 2 | 2 |
| 35 | 420 240 480 | Plug Screw | Vis-bouchon | 1 | 1 |
| 36 | 420 850 552 | Gasket | Joint | 3 | 3 |
| N 37 | 420 978 818 | Exhaust Socket Ass'y | Collet d'échappement ass. | 3 | 3 |
| 38 | 224 761 110 | Lock Washer 6mm | Rondelle-frein 6 mm | 12 | 12 |

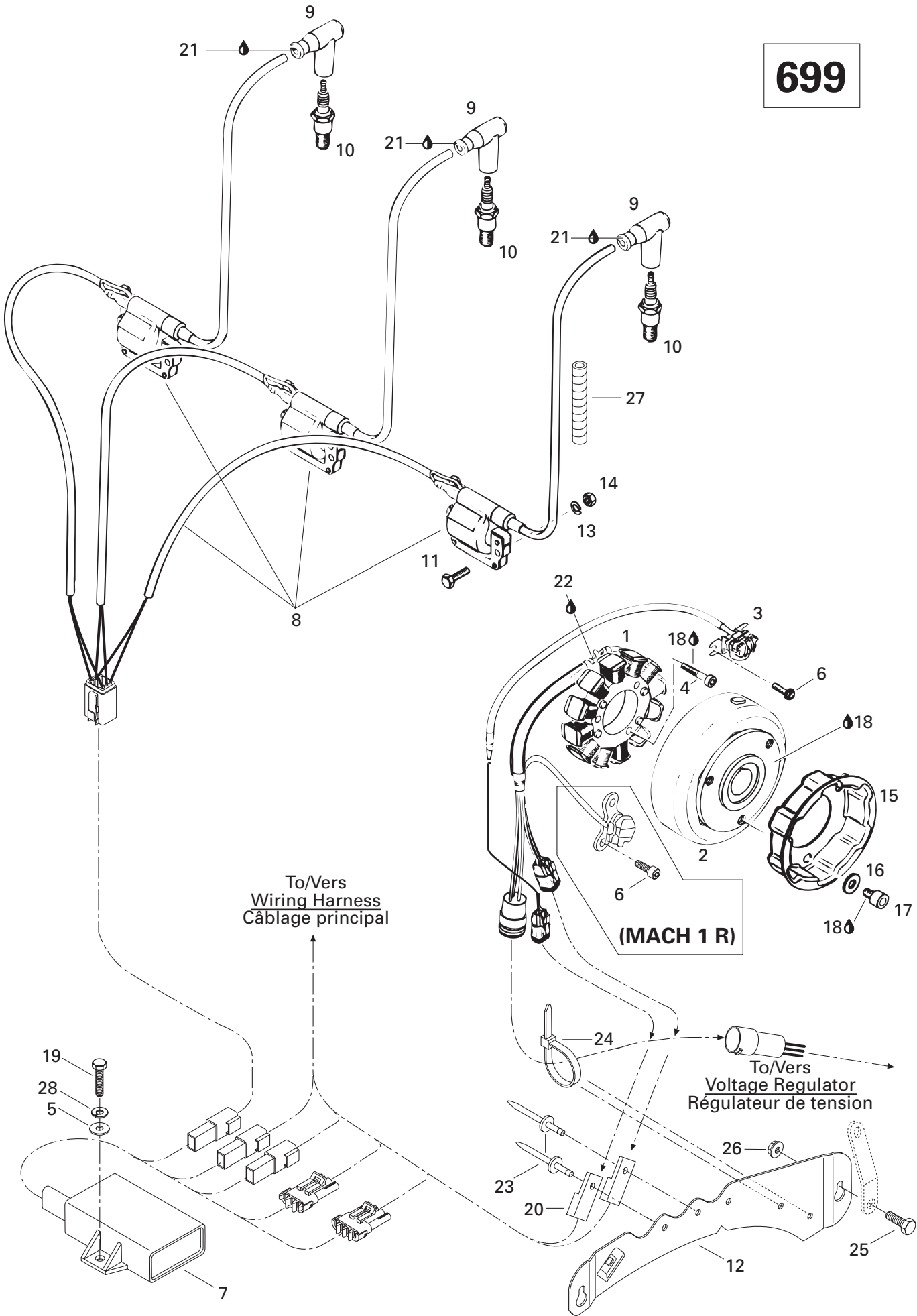
699





Cylinder, Exhaust Manifold (699) Cylindre, collecteur d'échappement (699)

| | | | | M A C H | M A C H |
|-----------|-------------|--|---|------------------|------------------|
| | | | | 1 | 1 - R |
| 39 | 222 962 565 | Allen Screw M6 x 25 | Vis Allen M6 x 25 | 12 | 12 |
| 40 | 420 886 313 | Gasket Set | Ens. joint d'étanchéité | 1 | 1 |
| 41 | 413 701 000 | Loctite 767, Antiseize Lubricant, 12 oz .. | Loctite 767, lubrifiant antigrippage, 12 oz ... | @ | @ |
| 42 | 293 800 015 | Loctite 242, 10 ml. | Loctite 242, 10 ml. | @ | @ |
| 43 | 413 707 000 | Molykote 111 | Molykote 111 | @ | @ |
| 44 | 420 838 253 | Spring Clamp | Bride ressort | 3 | 3 |





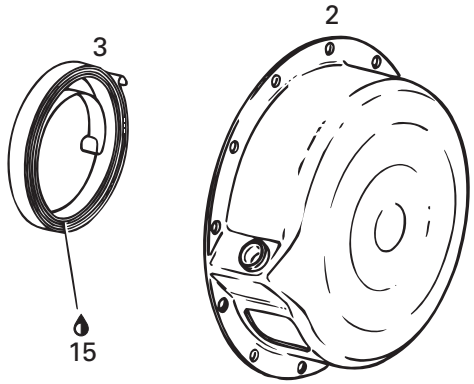
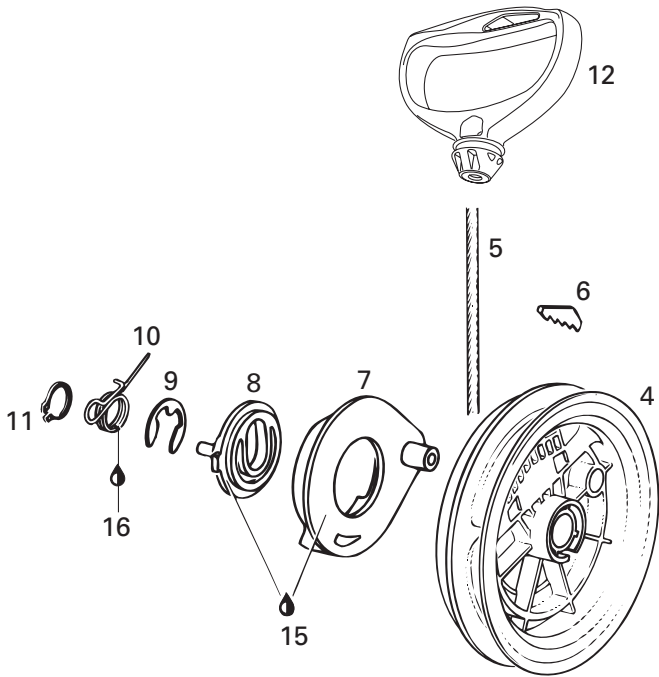
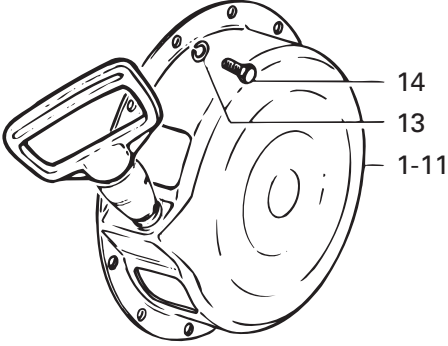
Magneto 12V 290W (699)

Magnéto 12V 290W (699)

| | |
|------------------|------------------|
| M A C H | M A C H |
| 1 | 1 - R |

| | | | | M A C H | M A C H |
|----------------|-------------|-------------------------------------|--|------------------|------------------|
| N 1 → 3 | 410 923 000 | Magneto Ass'y 12V 290W | Magnéto ass. 12V 290W | 1 | — |
| N | 410 923 100 | Magneto Ass'y 12V 290W | Magnéto ass. 12V 290W | — | 1 |
| N 1 | — XXX — | Stator Ass'y | Plaque réacteur | 1 | 1 |
| N 2 | — XXX — | Magneto Flywheel | Volant | 1 | 1 |
| N 3 | — XXX — | Pick Up Ass'y | Capteur ass. | 1 | 1 |
| 4 | 420 840 886 | Cylinder Screw M6 x 30 | Vis cylindrique M6 x 30 | 3 | 3 |
| 5 | 224 061 151 | Flat Washer 6 mm | Rondelle plate 6 mm | 1 | 1 |
| N 6 | 420 840 391 | Taptite Screw M6 x 14 | Vis autotaraudeuse M6 x 14 | 4 | 4 |
| N 7 | 512 058 997 | Calibration Module | Module de calibration | 1 | — |
| N | 512 058 994 | Calibration Module | Module de calibration | — | 1 |
| 8 → 9 | 420 966 705 | Ignition Coil | Bobine d'allumage | 1 | 1 |
| 9 | 278 000 237 | Spark Plug Cap | Capuchon de bougies | 3 | 3 |
| 10 | 414 961 100 | Spark Plug (NGK BR9-ES) | Bougies (NGK BR9-ES) | 3 | 3 |
| 11 | 207 162 044 | Hex. Screw M6 x 20 | Vis hex. M6 x 20 | 6 | 6 |
| N 12 | 515 175 148 | Housing Support | Support de logement | 1 | 1 |
| 13 | 420 945 751 | Lock Washer | Rondelle-frein | 6 | 6 |
| 14 | 228 061 045 | Hex. Nut M6 | Écrou hex. M6 | 6 | 6 |
| N 15 | 420 852 418 | Starting Pulley | Poulie démarrage | 1 | 1 |
| 16 | 420 827 405 | Washer | Rondelle | 3 | 3 |
| 17 | 420 841 520 | Allen Screw M8 x 12 | Vis Allen M8 x 12 | 3 | 3 |
| 18 | 293 800 015 | Loctite 242, 10 ml. | Loctite 242, 10 ml. | @ | @ |
| 19 | 207 161 644 | Hex. Screw M6 x 16 | Vis hex. M6 x 16 | 1 | 1 |
| 20 | 270 000 141 | Clip | Attache | 2 | 2 |
| 21 | 413 711 500 | Synthetic Grease | Graisse synthétique | @ | @ |
| 22 | — XXX — | Silastic 732 RTV ,100 gr. | Silastic 732 RTV, 100 gr. | @ | @ |
| 23 | — XXX — | Rivet | Rivet | 2 | 2 |
| 24 | 414 115 200 | Tie Rap | Attache | @ | @ |
| 25 | 222 051 465 | Hex. Screw M5 x 14 | Vis hex. M5 x 14 | 2 | 2 |
| 26 | 228 751 045 | Elastic Flanged Stop Nut M5..... | Écrou d'arrêt élastique à épaulement M5 .. | 2 | 2 |
| 27 | 415 079 900 | Tubing | Gaine | @ | @ |
| 28 | 224 761 110 | Lock Washer 6 mm | Rondelle frein 6 mm | 1 | 1 |

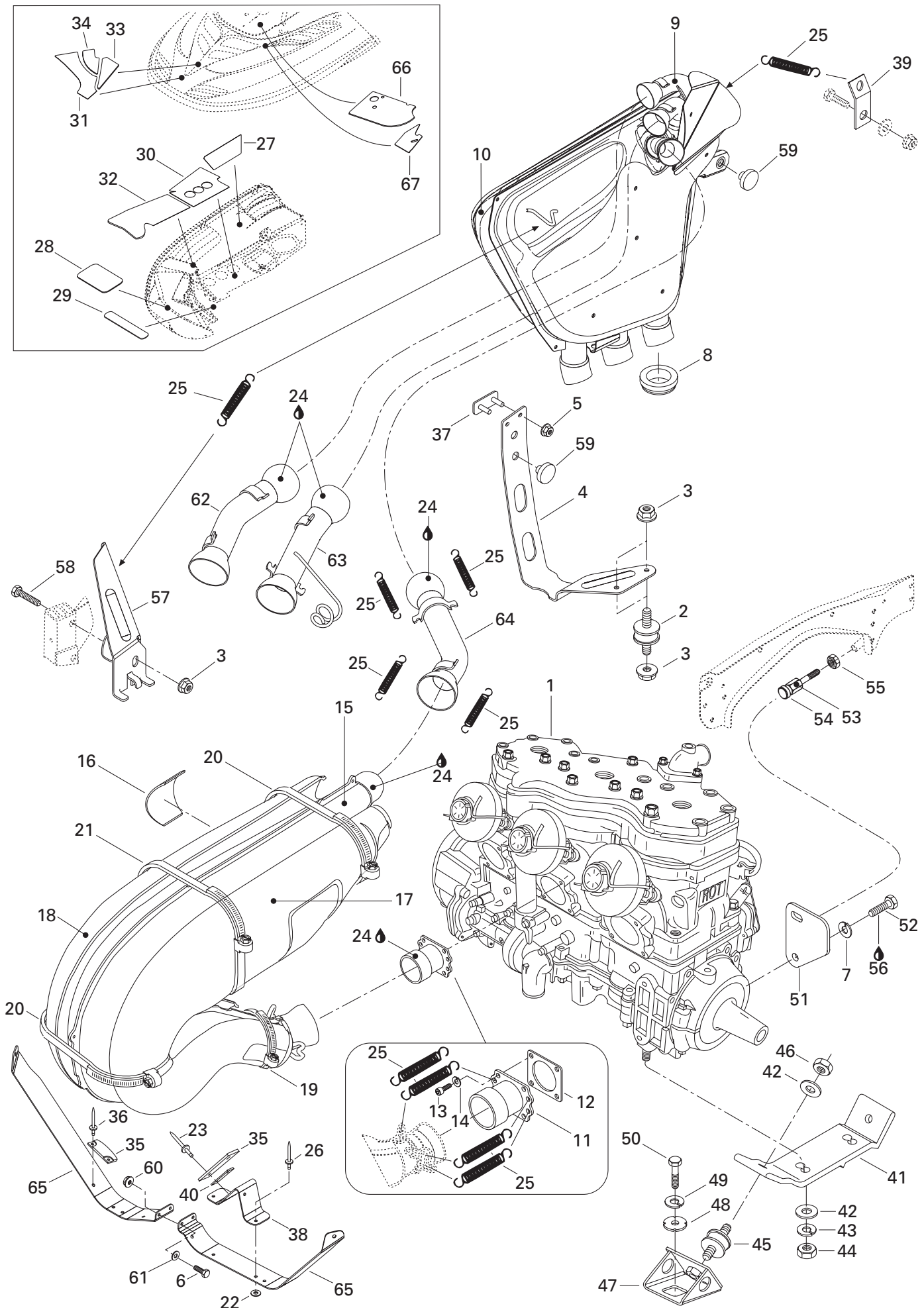
699





Rewind Starter (699) Démarreur à rappel (699)

| | | | M A C H | M A C H |
|---------------|-------------|--|---|------------------|
| | | | 1 | 1 - R |
| N 1→11 | 420 887 452 | Rewind Starter Ass'y | Démarreur à rappel ass. | 1 1 |
| N 2 | 420 810 818 | Starter Housing | Boîtier du démarreur | 1 1 |
| 3 | 420 939 115 | Rewind Spring Ass'y | Ressort de rappel ass. | 1 1 |
| 4 | 420 852 283 | Rope Sheave | Poulie du démarreur | 1 1 |
| 5 | 412 500 100 | Starter Rope 2200 mm | Câble du démarreur 2200 mm | 1 1 |
| 6 | 420 852 070 | Key Clamp | Coin | 1 1 |
| 7 | 420 852 291 | Pawl | Cliquet | 1 1 |
| 8 | 420 852 301 | Pawl Lock | Arrêt de cliquet | 1 1 |
| 9 | 420 845 300 | Circlip | Circlip | 1 1 |
| 10 | 420 938 986 | Locking Spring | Ressort d'arrêt | 1 1 |
| 11 | 420 945 770 | Circlip | Circlip | 1 1 |
| 12 | 572 084 400 | Starter Grip | Poignée de démarrage | 1 1 |
| 13 | 420 945 751 | Lock Washer 6 mm | Rondelle-frein 6 mm | 5 5 |
| 14 | 207 161 644 | Hex. Screw M6 x 16 | Vis hex. M6 x 16 | 5 5 |
| 15 | 420 897 061 | Silicone Compound Grease | Composé à la silicone | @ @ |
| 16 | — XXX — | Molykote G-N Paste(Dow Corning,88162-74) ... | Pâte G-N Molykote (Dow Corning,88162-74) | @ @ |

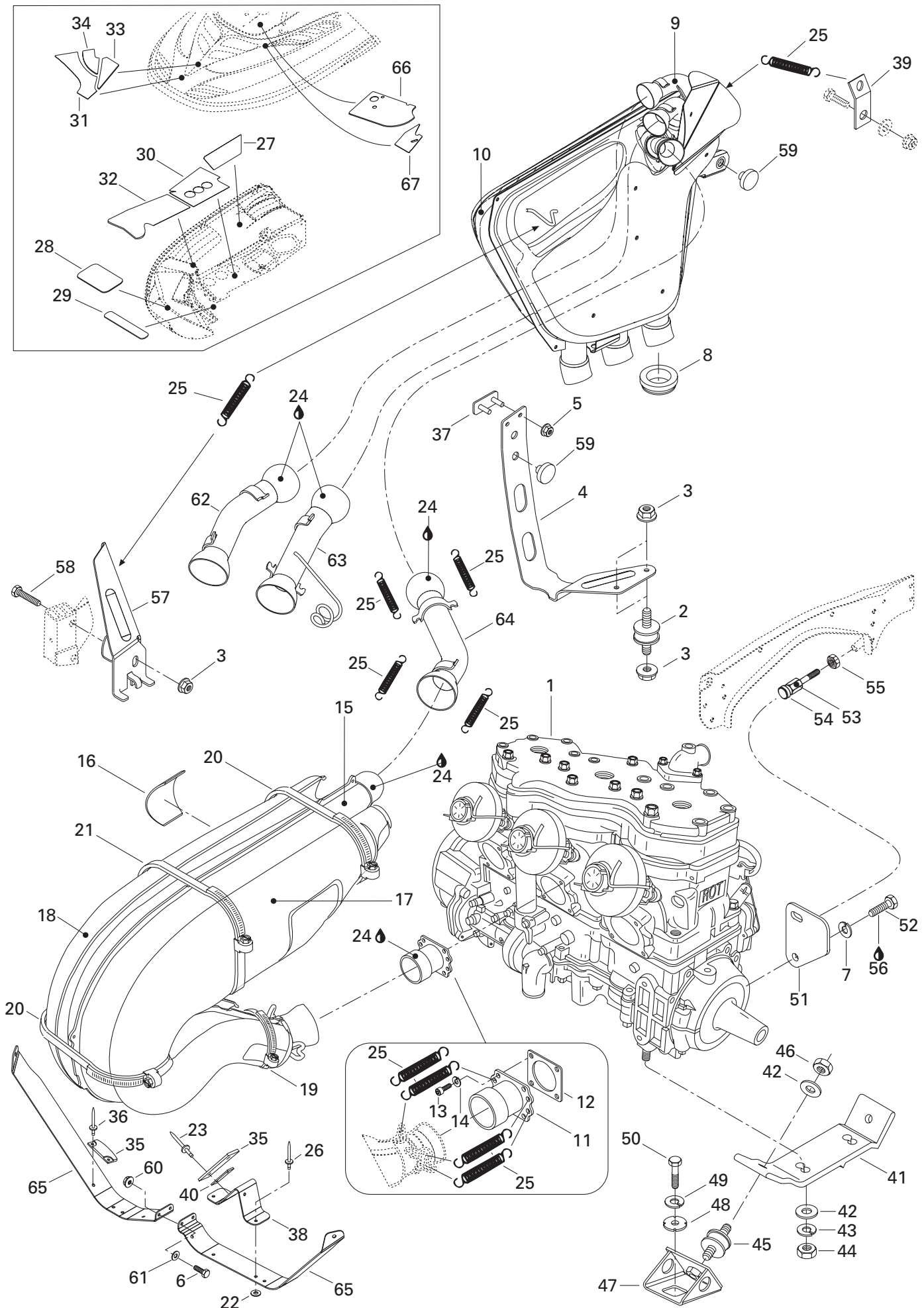




Engine Support and Muffler Support moteur et silencieux

| M A C H | M A C H |
|------------------|------------------|
| 1 | 1 - R |

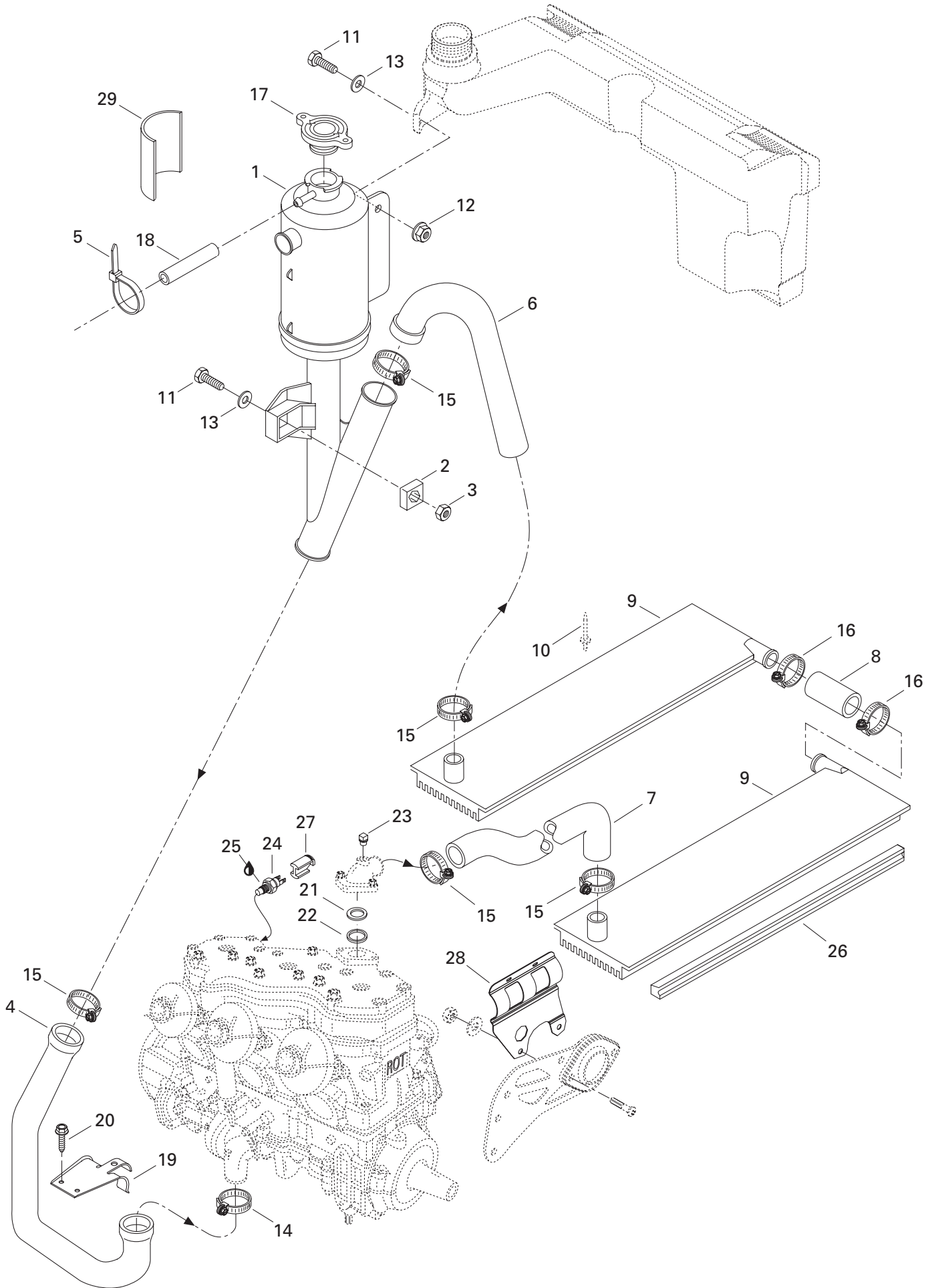
| | | | | | |
|----------------|-------------|-------------------------------------|---|----|----|
| N 1 | 400 604 007 | Engine «699» | Moteur «699» | 1 | — |
| N | 400 604 008 | Engine «699» | Moteur «699» | — | 1 |
| N 2 | 514 052 743 | Rubber Mount | Tampon d'ancrage | 2 | 2 |
| 3 | 228 781 045 | Elastic Flanged Nut M8 | Écrou élastique à épaulement M8 | 5 | 5 |
| N 4 | 514 052 887 | Support | Support | 1 | 1 |
| 5 | 233 261 414 | Elastic Flanged Nut M6 | Écrou élastique à épaulement M6 | 2 | 2 |
| 6 | 207 152 044 | Hex. Screw M5 x 20 | Vis hex. M5 x 20 | 2 | 2 |
| 7 | 224 781 140 | Lock Washer 8 mm | Rondelle-frein 8 mm | 1 | 1 |
| 8 | 570 066 200 | Exhaust Grommet | Rondelle d'échappement | 3 | 3 |
| N 9→10 | 514 052 910 | Muffler | Silencieux d'échappement | 1 | 1 |
| N 10 | 514 052 900 | R.H. Heat Shield | Déflexeur de chaleur DR | 1 | 1 |
| N 11 | 420 978 818 | Exhaust Socket | Collecteur d'échappement | 3 | 3 |
| 12 | 420 850 552 | Gasket | Joint | 3 | 3 |
| 13 | 222 962 565 | Socket Head Screw M6 x 25 | Vis Allen M6 x 25 | 12 | 12 |
| 14 | 224 761 110 | Lock Washer 6 mm | Rondelle-frein 6 mm | 12 | 12 |
| N 15→21 | 514 052 766 | Tuned Pipe | Tuyau d'échappement | 3 | 3 |
| N 16 | 514 052 866 | Rubber Pad | Tampon de caoutchouc | 3 | 3 |
| N 17 | 514 052 774 | Upper Shell | Enveloppe supérieure | 3 | 3 |
| N 18 | 514 052 775 | Lower Shell | Enveloppe inférieure | 3 | 3 |
| N 19 | 514 052 859 | Gear Clamp (Norma) | Bride de serrage (Norma) | 1 | 1 |
| N 20 | 514 052 860 | Gear Clamp (Norma) | Bride de serrage (Norma) | 2 | 2 |
| N 21 | 514 052 861 | Gear Clamp (Norma) | Bride de serrage (Norma) | 1 | 1 |
| 22 | 517 225 900 | Flat Washer | Rondelle plate | 2 | 2 |
| 23 | 390 409 600 | Pop Rivet | Rivet pop | 2 | 2 |
| 24 | 413 710 300 | Sealant, Loctite 17914, 80 ml. | Enduit étanche, loctite 17914, 80 ml. . | @ | @ |
| 25 | 415 107 100 | Spring | Ressort | 27 | 27 |
| 26 | 390 906 800 | Pop Rivet | Rivet pop | 2 | 2 |
| 27 | 415 083 800 | R.H. Reflective Sheet | Feuille de réflexion DR | 1 | 1 |
| 28 | 415 083 900 | Reflective Sheet | Feuille de réflexion | 2 | 2 |
| 29 | 415 111 900 | Reflective Sheet | Feuille de réflexion | 2 | 2 |
| 30 | 415 115 000 | Reflective Sheet | Feuille de réflexion | 1 | 1 |
| 31 | 415 112 300 | R.H. Reflective Sheet | Feuille de réflexion DR | 1 | 1 |
| | 415 112 400 | L.H. Reflective Sheet | Feuille de réflexion GA | 1 | 1 |
| N 32 | 514 052 950 | Reflective Sheet | Feuille de réflexion | 1 | 1 |
| 33 | 415 112 500 | R.H. Reflective Sheet | Feuille de réflexion DR | 1 | 1 |
| | 415 112 600 | L.H. Reflective Sheet | Feuille de réflexion GA | 1 | 1 |
| 34 | 415 114 800 | R.H. Reflective Sheet | Feuille de réflexion DR | 1 | 1 |
| | 415 114 900 | L.H. Reflective Sheet | Feuille de réflexion GA | 1 | 1 |





Engine Support and Muffler Support moteur et silencieux

| | | | | M A C H | M A C H |
|-------------|-------------|-------------------------------|---------------------------------------|------------------|------------------|
| | | | | 1 | 1 - R |
| 35 | 570 044 100 | Rubber Pad | Tampon de caoutchouc | 6 | 6 |
| 36 | 390 406 500 | Pop Rivet | Pop rivet | 8 | 8 |
| 37 | 517 294 300 | Bracket | Attache | 1 | 1 |
| N 38 | 514 052 954 | Support | Support | 1 | 1 |
| 39 | 514 051 000 | Spring Bracket | Attache ressort | 1 | 1 |
| N 40 | 514 052 955 | Spring Bracket | Attache ressort | 1 | 1 |
| N 41 | 512 059 088 | Engine Support | Socle | 2 | 2 |
| 42 | 224 001 211 | Washer 10 mm | Rondelle 10 mm | 8 | 8 |
| 43 | 234 100 602 | Lock Washer 10 mm | Rondelle-frein 10 mm | 4 | 4 |
| 44 | 228 001 045 | Nut M10 | Écrou M10 | 4 | 4 |
| 45 | 570 127 700 | Rubber Mount | Tampon d'ancrage | 4 | 4 |
| 46 | 228 501 045 | Elastic Locking Nut M10 | Écrou de blocage élastique M10 | 4 | 4 |
| 47 | 512 050 900 | Engine Support | Support moteur | 4 | 4 |
| 48 | 512 056 700 | Lock Washer | Rondelle-frein | 4 | 4 |
| 49 | 234 100 602 | Lock Washer 10 mm | Rondelle-frein 10 mm | 4 | 4 |
| 50 | 222 002 565 | Hex. Screw M10 x 25 | Vis hex .M10 x 25 | 4 | 4 |
| 51 | 512 056 000 | Stopper Plate | Plaque de butée | 1 | 1 |
| 52 | 222 081 665 | Hex. Screw M8 x 16 | Vis hex .M8 x 16 | 1 | 1 |
| 53 | 512 056 900 | Stopper Screw | Vis de butée | 1 | 1 |
| 54 | 570 049 500 | Stopper | Butée | 1 | 1 |
| 55 | 232 120 414 | Jam Nut M12 | Contre-écrou M12 | 1 | 1 |
| 56 | 293 800 005 | Loctite 271, 10 ml | Loctite 271, 10 ml | @ | @ |
| N 57 | 514 052 788 | Support | Support | 1 | 1 |
| 58 | 222 085 565 | Hex. Screw M8 x 55 | Vis. hex M8 x 55 | 1 | 1 |
| 59 | 570 048 700 | Rubber Bumper | Butoir de caoutchouc | 2 | 2 |
| 60 | 228 751 045 | Elastic Flanged Nut M5 | Écrou élastique à épaulement M5 | 2 | 2 |
| 61 | 391 301 700 | Flat Washer | Rondelle plate | 2 | 2 |
| N 62 | 514 052 915 | Tail Pipe (MAG) | Tuyau de sortie (MAG) | 1 | 1 |
| N 63 | 514 052 918 | Tail Pipe (Central) | Tuyau de sortie (centre) | 1 | 1 |
| N 64 | 514 052 921 | Tail Pipe (PTO) | Tuyau de sortie (PDM) | 1 | 1 |
| N 65 | 514 052 777 | R.H. Tuned Pipe Support | Support tuyau d'échappement DR | 1 | 1 |
| N | 514 052 778 | L.H. Tuned Pipe Support | Support tuyau d'échappement GA | 1 | 1 |
| N 66 | 514 052 951 | Reflective Sheet | Feuille de réflexion | 1 | 1 |
| N 67 | 514 052 956 | Reflective Sheet | Feuille de réflexion | 1 | 1 |



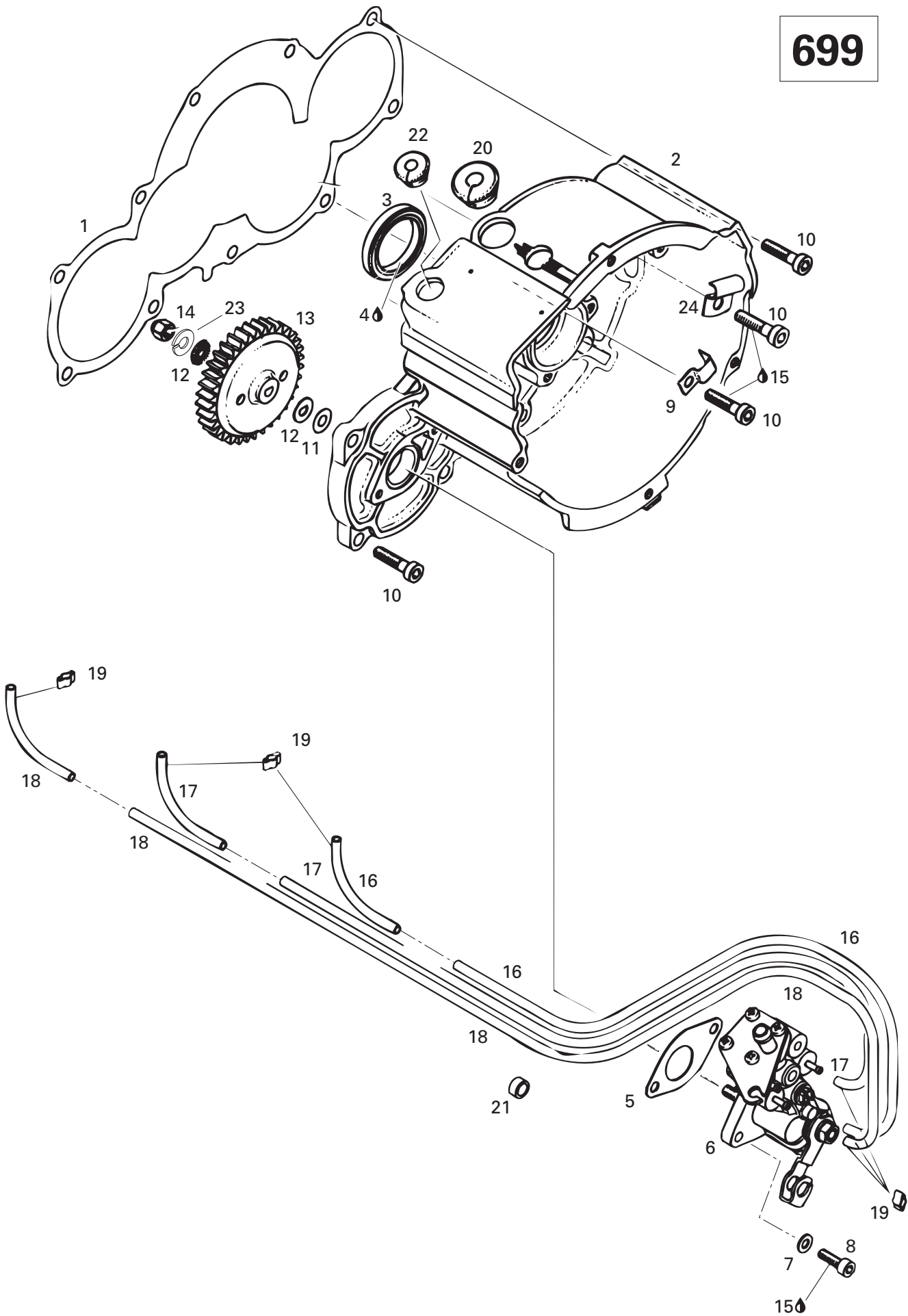


Cooling System

Système de refroidissement

| | | | M A C H | M A C H |
|---------------|-------------|---------------------------------------|--|------------------|
| | | | 1 | 1 - R |
| N 1 →2 | 509 000 049 | <i>Coolant Tank Ass'y</i> | <i>Réservoir ass.</i> | 1 1 |
| 2 →3 | 269 500 252 | <i>Housing Nut Ass'y</i> | <i>Logement écrou ass.</i> | 1 1 |
| 3 | 232 561 600 | Hex. Nut M6 | Écrou hex. M6 | 1 1 |
| N 4 | 509 000 026 | Engine Inlet Hose | Boyau d'entrée du moteur | 1 1 |
| 5 | 414 115 200 | Tie Rap | Attache | 1 1 |
| 6 | 415 047 000 | Radiator Outlet Hose | Boyau de sortie du radiateur | 1 1 |
| 7 | 415 047 100 | Radiator Inlet Hose | Boyau d'entrée du radiateur | 1 1 |
| 8 | 414 795 800 | Radiator Connecting Hose | Boyau de raccord de radiateur | 1 1 |
| 9 | 517 280 510 | R.H. Radiator | Radiateur DR | 1 1 |
| | 517 280 511 | L.H. Radiator | Radiateur GA | 1 1 |
| 10 | — XXX — | Rivet | Rivet | @ @ |
| 11 | 222 062 565 | Hex. Screw M6 x 25 | Vis hex .M6 x 25 | 2 2 |
| 12 | 233 261 414 | Elastic Flanged Stop Nut M6 | Écrou élastique à épaulement M6 | 1 1 |
| 13 | 224 061 121 | Flat Washer | Rondelle plate | 2 2 |
| 14 | — XXX — | Tridon Gear Clamp | Bride de serrage Tridon | 1 1 |
| 15 | 408 800 400 | Tridon Gear Clamp | Bride de serrage Tridon | 5 5 |
| 16 | 408 803 400 | Tridon Gear Clamp | Bride de serrage Tridon | 2 2 |
| 17 | 414 684 700 | Pressure Cap | Bouchon à pression | 1 1 |
| 18 | 415 080 200 | Overflow Hose | Boyau trop-plein | @ @ |
| N 19 | 509 000 037 | Hose Protector | Protecteur de boyau | 1 1 |
| 20 | 732 601 067 | Hex. Tapping Screw M5 x 11 | Vis hex .autotaraudeuse M5 x 11 | 2 2 |
| N 21 | 420 927 745 | Retaining Disk | Disque de retenue | 1 1 |
| 22 | 420 931 270 | Sealing Ring | Bague d'étanchéité | 1 1 |
| 23 | 420 240 480 | Plug Screw | Vis bouchon | 1 1 |
| 24 | 414 728 700 | Temperature Sensor | Capteur de température | 1 1 |
| 25 | 293 800 018 | Loctite 592,Pipe Sealant, 50 ml. | Loctite 592, Scellant tuyau, 50 ml. | @ @ |
| 26 | 415 056 500 | Radiator Protector | Protecteur de radiateur | 2 2 |
| N 27 | 515 175 297 | Connector Plug | Tampon Connecteur | 1 1 |
| N 28 | 509 000 042 | Hose Protector | Protecteur de boyau | 1 1 |
| N 29 | 514 052 952 | Reflective Sheet | Feuille de réflexion | 1 1 |

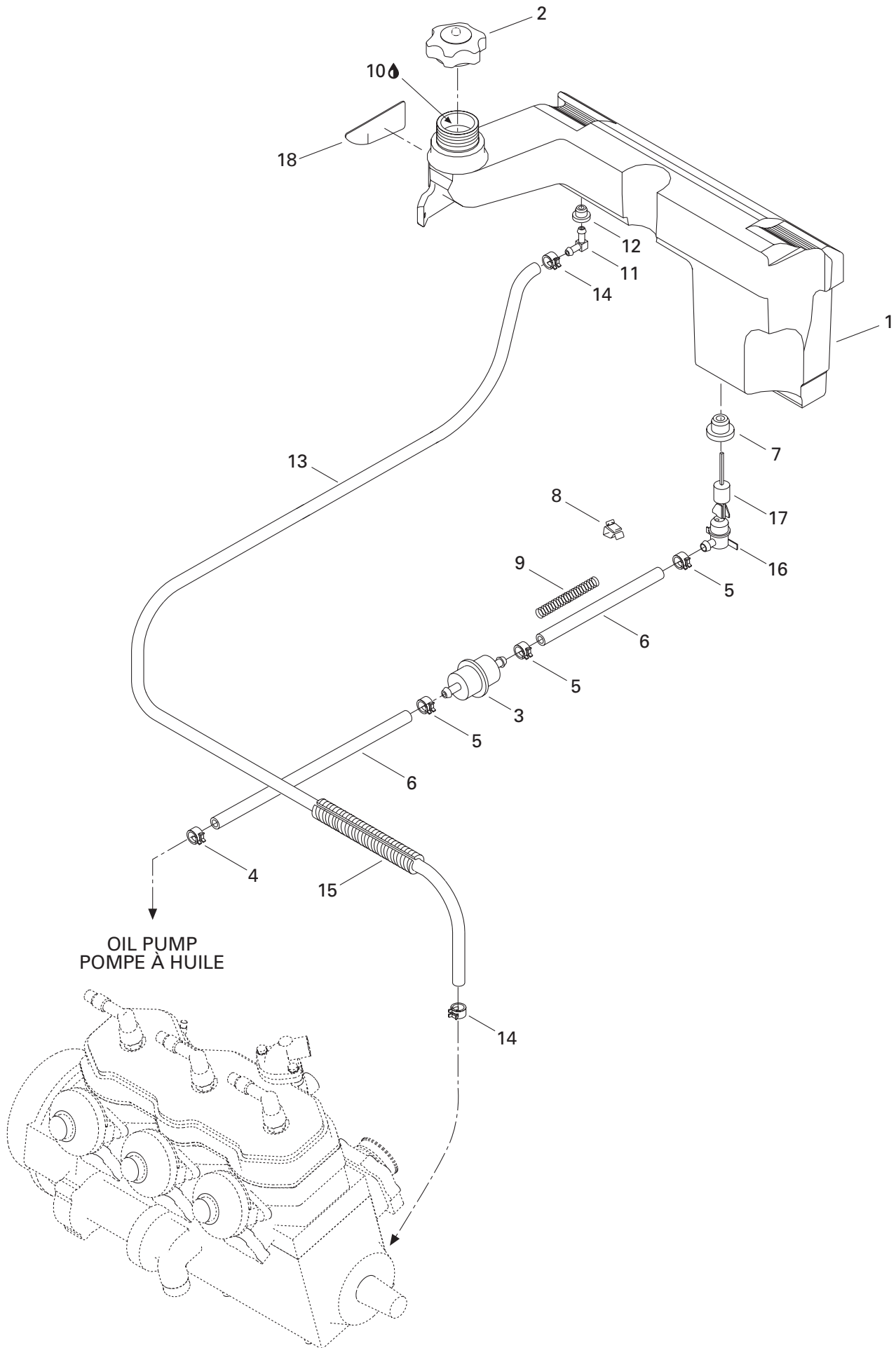
699





Ignition Housing, Oil pump (699) Boîtier-allumage, pompe à l'huile (699)

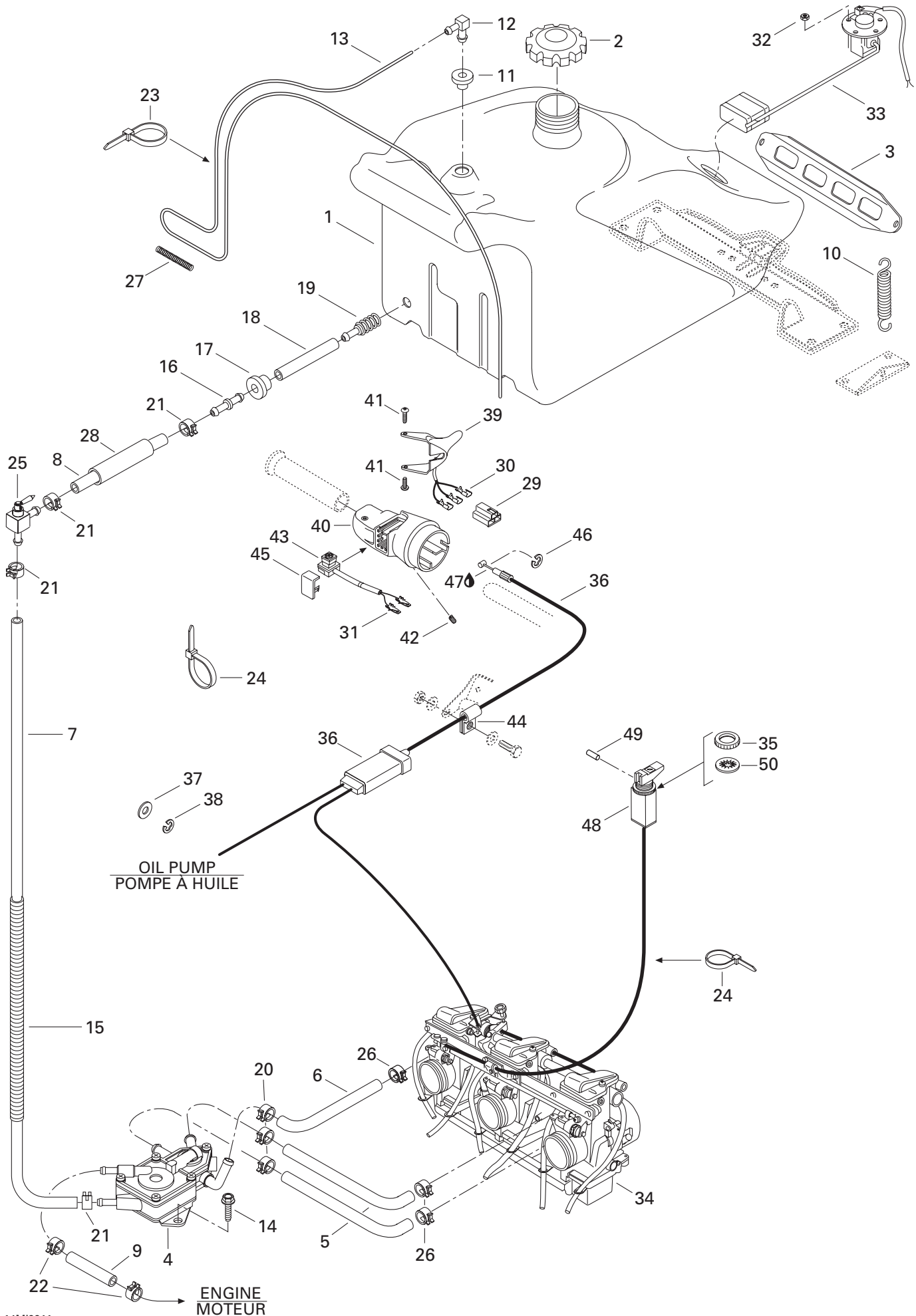
| | | | | M A C H | M A C H |
|-------------|-------------|---------------------------------|--|------------------|------------------|
| | | | | 1 | 1 - R |
| 1 | 420 950 282 | Gasket 0.8 mm | Joint 0.8 mm | 1 | 1 |
| N 2 | 420 811 310 | Ignition Housing | Boîtier allumage | 1 | 1 |
| 3 | 420 931 290 | Oil-Seal | Anneau étanche | 1 | 1 |
| 4 | 413 707 000 | Molykote 111 | Molykote 111 | @ | @ |
| 5 | 420 950 460 | Gasket | Joint | 1 | 1 |
| 6 | 420 887 932 | Oil pump Ass'y | Pompe à huile ass. | 1 | 1 |
| 7 | 420 945 750 | Lock Washer | Rondelle-frein | 2 | 2 |
| 8 | 420 640 071 | Allen Screw M5 x 16 | Vis Allen M5 x 16 | 2 | 2 |
| 9 | 420 953 387 | Cable Clamp | Bride câble | 1 | 1 |
| 10 | 420 941 691 | Cylindrical Screw M6 x 25 | Vis cylindrique M6 x 25 | 10 | 10 |
| 11 | 420 244 215 | Washer | Rondelle | 1 | 1 |
| 12 | 420 227 150 | Washer | Rondelle | 2 | 2 |
| 13 | 420 834 270 | Oil pump Gear (36 Teeth) | Engrenage pompe à huile (36 dents) ... | 1 | 1 |
| 14 | 228 561 045 | Nut M6 | Écrou M6 | 1 | 1 |
| 15 | 293 800 015 | Loctite 242, 10 ml. | Loctite 242, 10 ml. | @ | @ |
| 16 | 414 413 800 | Oil Line | Conduit d'huile | @ | @ |
| 17 | 414 413 800 | Oil Line | Conduit d'huile | @ | @ |
| 18 | 414 413 800 | Oil Line | Conduit d'huile | @ | @ |
| 19 | 420 256 408 | Clamp | Bride | 6 | 6 |
| 20 | 420 860 965 | Cable Grommet | Passe-câble | 1 | 1 |
| 21 | 420 960 700 | Rubber Ring | Bague caoutchouc | 2 | 2 |
| 22 | 420 860 967 | Cable Grommet | Passe-câble | 1 | 1 |
| 23 | 420 945 751 | Lock Washer 6 mm | Rondelle frein 6 mm | 1 | 1 |
| N 24 | 420 953 382 | Clamp | Bride | 1 | 1 |





Oil Tank Réservoir d'huile

| | | | M A C H | M A C H |
|-------------|-------------|--|--|------------------|
| | | | 1 | 1 - R |
| N 1 | 519 000 002 | Injection Oil Tank | Réservoir d'huile à injection | 1 1 |
| 2 | 572 071 000 | Oil Tan kCap | Bouchon du réservoir d'huile | 1 1 |
| 3 | 414 536 500 | Filter | Filtre | 1 1 |
| 4 | 414 420 700 | Spring Clip | Pince à ressort | 1 1 |
| 5 | 414 415 200 | Spring Clip | Pince à ressort | 3 3 |
| 6 | 415 080 700 | Oil Line | Conduit d'huile | @ @ |
| 7 | 570 023 000 | Grommet | Bague isolante | 1 1 |
| 8 | 414 227 300 | Clip | Pince | 2 2 |
| 9 | 519 000 001 | Spring | Ressort | 1 1 |
| 10 | 413 803 100 | Blizzard Oil (12 x 500 ml) | Huile Blizzard (12 x 500 ml) | @ @ |
| | 413 802 900 | Injection Oil (12 x 1 Liter) | Huile à injection (12 x 1 litre) | @ @ |
| | 413 803 000 | Injection Oil (3 x 4 Liter) | Huile à injection (3 x 4 litre) | @ @ |
| | 413 803 200 | Injection Oil (205 Liter) | Huile à injection (205 litre) | @ @ |
| | 413 711 000 | Synthetic Injection Oil (3 x 4 Liter) | Huile à injection synthétique (3 x 4 litre) | @ @ |
| | 413 710 700 | Synthetic Injection Oil (205 Liter) | Huile à injection synthétique (205 litre) | @ @ |
| | 413 710 500 | Synthetic Injection Oil (12 x 1 Liter) | Huile à injection synthétique (12 x 1 litre) | |
| | | Bombardier-Rotax Formula XP-S | Bombardier-Rotax Formula XP-S | @ @ |
| 11 | 414 580 700 | Male Connector | Raccord mâle | 1 1 |
| 12 | 570 135 100 | Grommet | Passe Fils | 1 1 |
| 13 | 415 080 200 | Line | Conduit | @ @ |
| 14 | 414 554 800 | Spring Clamp | Bride à ressort | 2 2 |
| 15 | 415 079 900 | Tubing | Gaine | @ @ |
| 16 | 414 681 800 | Oil Lever Sensor | Contacteur du niveau d'huile | 1 1 |
| 17 | 414 681 900 | Float | Flotte | 1 1 |
| N 18 | 514 052 953 | Reflective Sheet | Feuille de réflexion | 1 1 |

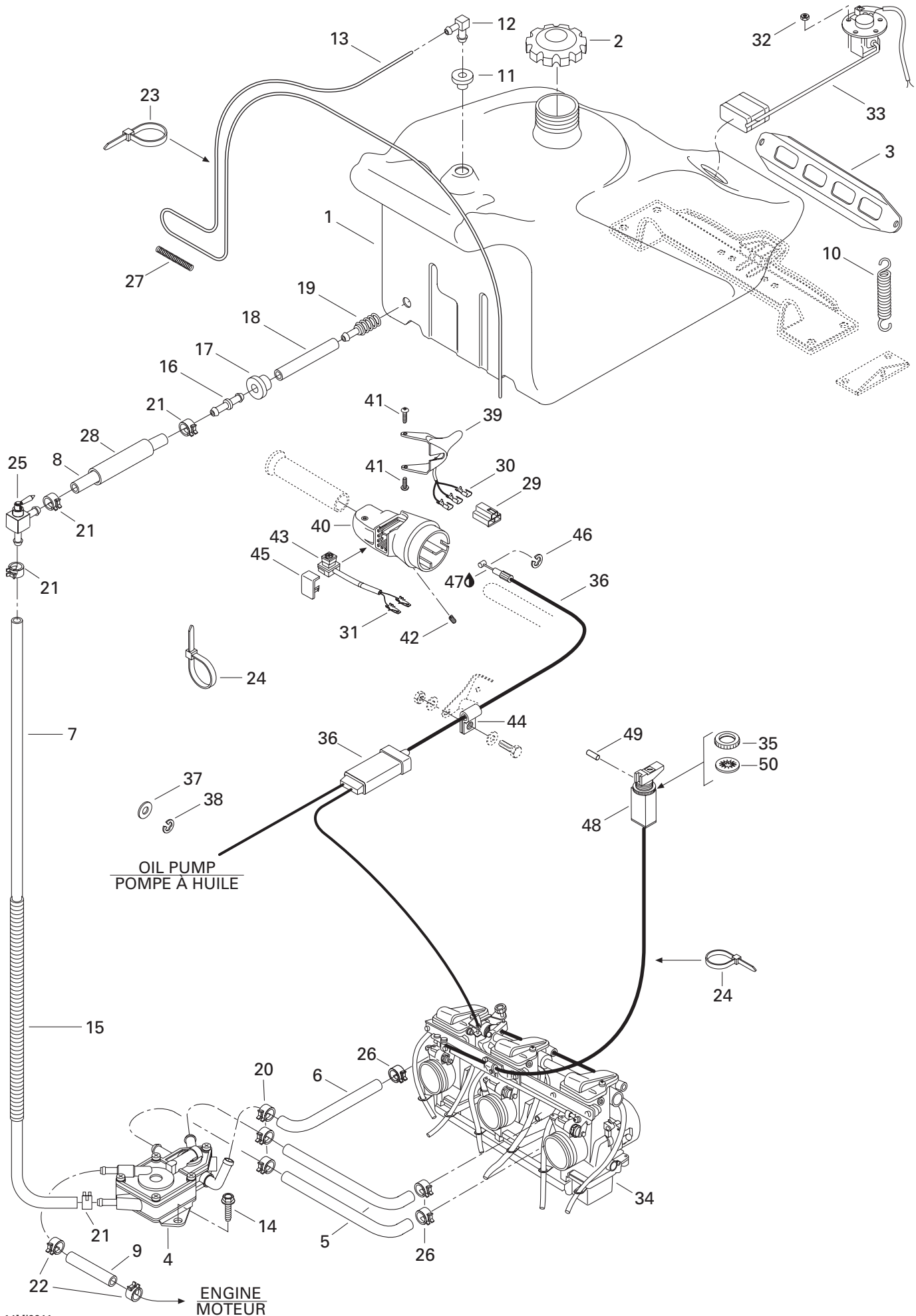




Fuel System

Système d'alimentation

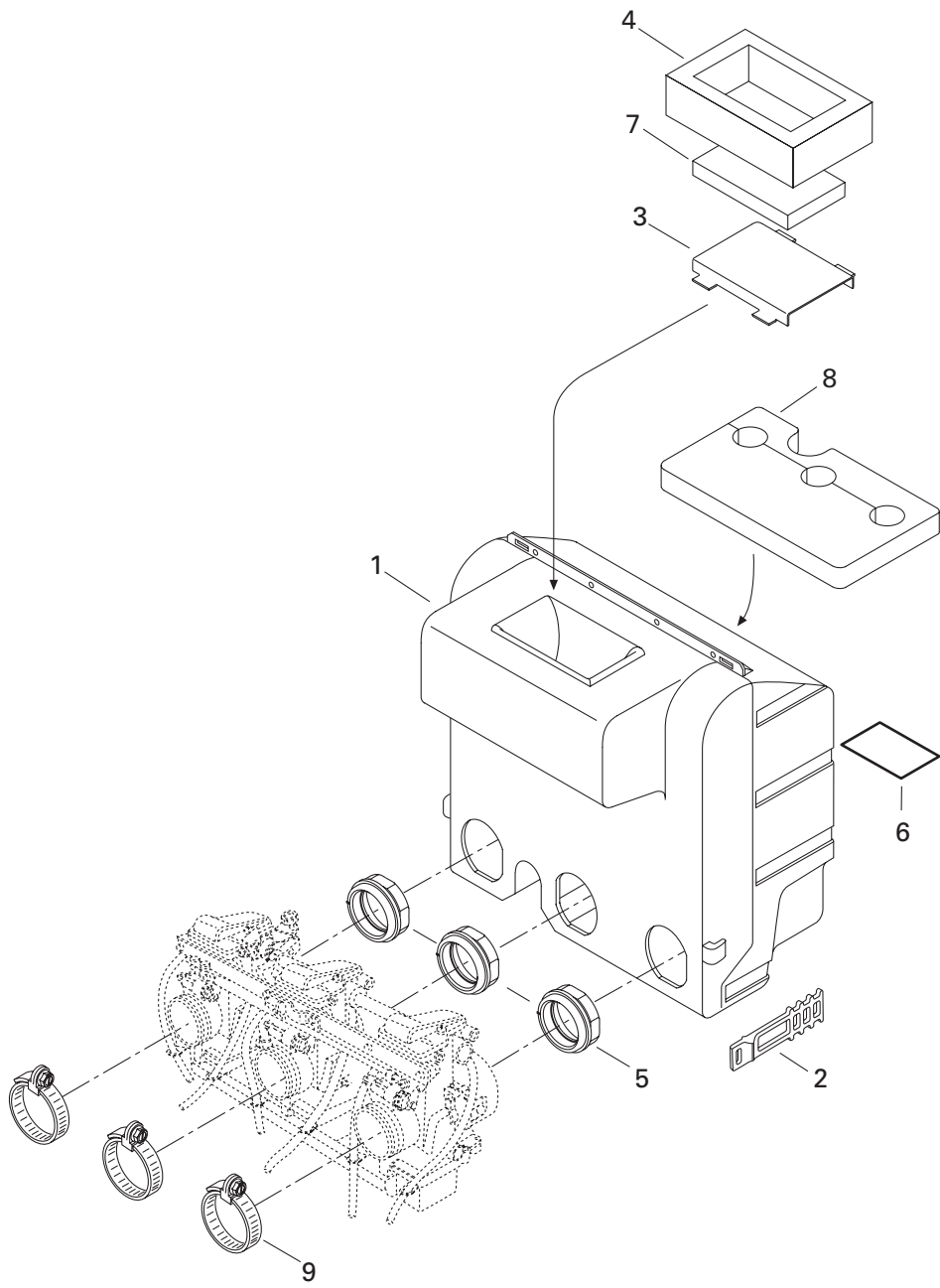
| | | | M A C H | M A C H |
|------|-------------|--|---|------------------|
| | | | 1 | 1 - R |
| N 1 | 513 032 926 | Fuel Tank | Réservoir à essence | 1 1 |
| 2 | 572 073 900 | Fuel Cap | Bouchon à essence | 1 1 |
| 3 | 517 249 200 | Fuel Tank Bracket | Attache du réservoir à essence | 1 1 |
| N 4 | 513 032 929 | Fuel Pump | Pompe à essence | 1 1 |
| 5 | 415 080 200 | Line | Conduit | 2 2 |
| 6 | 415 120 800 | Formed Hose | Boyau formé | 1 1 |
| N 7 | 513 032 949 | Formed Hose | Boyau formé | 1 1 |
| N 8 | 513 032 965 | Hose | Boyau | 1 1 |
| 9 | 415 079 800 | Rubber Hose | Boyau | @ @ |
| 10 | 414 893 700 | Spring | Ressort | 2 2 |
| N 11 | 513 032 908 | Grommet | Passe-fils | 1 1 |
| 12 | 414 814 100 | Male Connector | Raccord mâle | 1 1 |
| 13 | 415 080 100 | Primer Line | Conduit d'amorce | @ @ |
| 14 | 732 601 067 | Hex. Tapping Screw M5 x 11 | Vis hex .autotaraudeuse M5 x 11 | 2 2 |
| 15 | 415 080 000 | Tubing | Gaine | @ @ |
| 16 | 414 872 700 | Male Connector | Raccord mâle | 1 1 |
| 17 | 570 273 900 | Grommet | Passe-fils | 1 1 |
| 18 | 415 097 800 | Hose | Boyau | 1 1 |
| 19 | 414 872 100 | Fuel Filter | Crépine | 1 1 |
| 20 | 414 420 700 | Spring Clamp | Bride à ressort | 3 3 |
| 21 | 414 655 700 | Spring Clamp | Bride à ressort | 4 4 |
| 22 | 414 415 200 | Spring Clamp | Bride à ressort | 2 2 |
| 23 | 414 115 200 | Tie-Rap | Attache | 1 1 |
| 24 | 414 115 200 | Tie-Rap | Attache | 2 2 |
| 25 | 415 112 200 | Shut-off Valve | Valve à essence | 1 1 |
| 26 | 414 554 800 | Spring Clamp | Bride à ressort | 3 3 |
| N 27 | 513 032 961 | Spring | Ressort | 1 1 |
| N 28 | 513 032 941 | Hose (Rubber) | Boyau (caoutchouc) | @ @ |
| 29 | 409 008 500 | Female Connector Housing | Logement de raccord femelle | 1 1 |
| N 30 | 515 175 253 | Female Terminal | Terminal femelle | 3 3 |
| 31 | 409 210 000 | Male Terminal | Terminal mâle | 2 2 |
| 32 | 228 551 045 | Elastic Stop Nut M5 | Écrou d'arrêt élastique M5 | 5 5 |
| 33 | 415 080 800 | Fuel Sensor Ass'y | Capteur de niveau d'essence ass. | 1 1 |
| N 34 | 403 138 557 | TM 38-C224 Carburetor Kit | Ens. de carburateurs TM 38-C224 .. | 1 1 |
| 35 | 414 977 200 | Plastic Nut | Écrou de plastique | 1 1 |
| N 36 | 512 059 059 | Throttle Cable | Câble d'accélérateur | 1 1 |
| 37 | 414 753 300 | Washer | Rondelle | 1 1 |
| 38 | 414 753 500 | Circlip | Circlip | 1 1 |





Fuel System Système d'alimentation


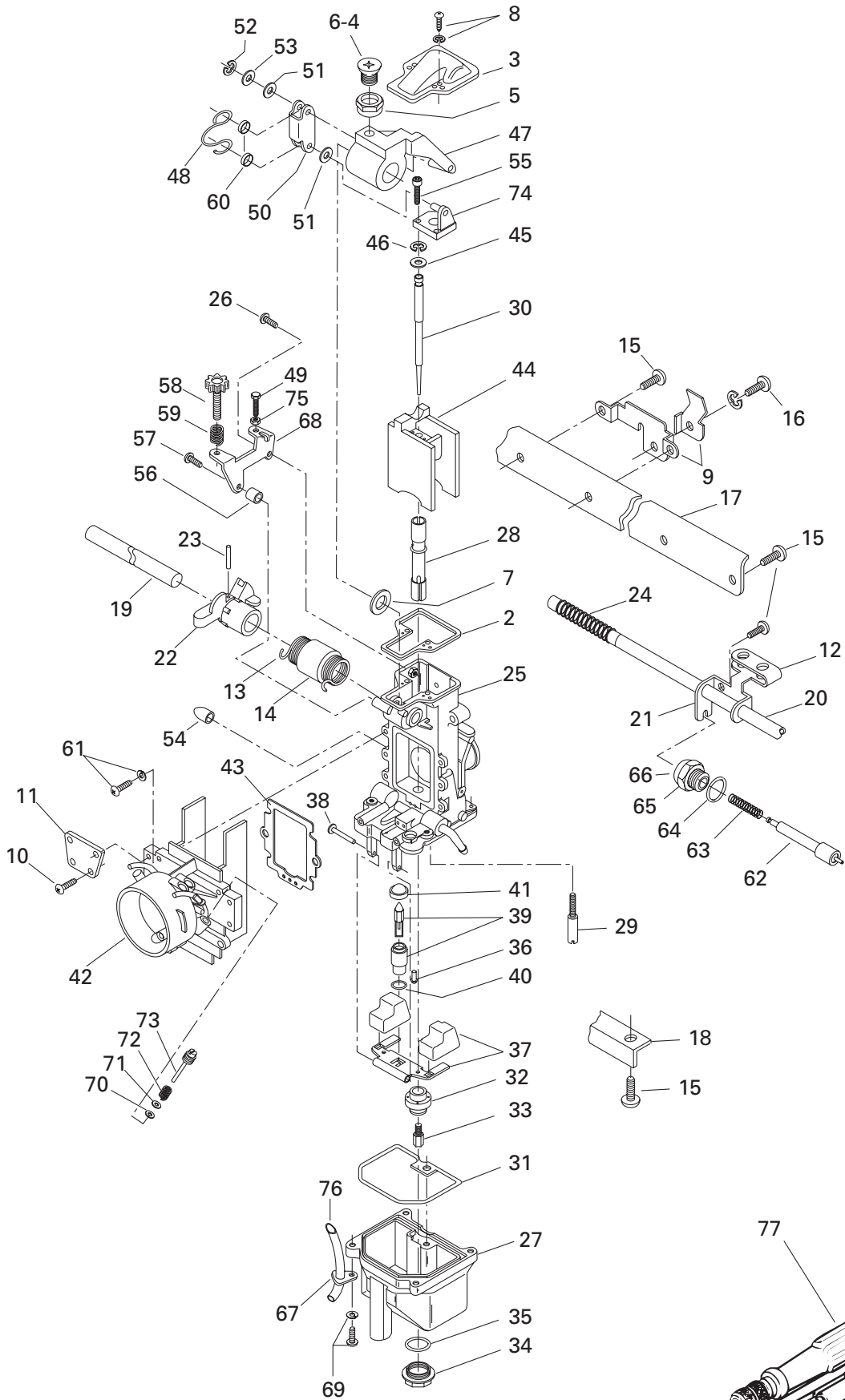
| | | | | M A C H | M A C H |
|-------|-------------|------------------------------------|--|------------------|------------------|
| | | | | 1 | 1 - R |
| 39 | 572 073 300 | Heat Throttle Handle (26 mm) | Manette d'acc. chauffante (26 mm) | 1 | 1 |
| 40 | 572 098 800 | Throttle Handle Housing | Logement de manette d'accélérateur | 1 | 1 |
| 41 | 732 601 143 | Shoulder Screw | Vis | 2 | 2 |
| 42 | 414 440 800 | Set Screw M8 x 10 | Vis de pression M8 x 10 | 1 | 1 |
| 43 | 414 612 700 | Kill Switch | Interrupteur d'urgence | 1 | 1 |
| 44 | 414 176 000 | Clip | Pince | 1 | 1 |
| 45 | 572 100 901 | Switch Cover | Couvre interrupteur | 1 | 1 |
| 46 | 414 274 500 | Circlip | Circlip | 1 | 1 |
| 47 | 293 550 004 | Grease Dielectric, 150 gr. | Graisse diélectrique, 150 gr. | @ | @ |
| 48→49 | 561 205 500 | Choke Cable | Câble d'étrangleur | 1 | 1 |
| 49 | 372 118 400 | Spring Pin | Goupille ressort | 1 | 1 |
| 50 | 394 103 300 | Internal Tooth Lock Washer | Rondelle-frein à dents intérieures | 1 | 1 |





Air Intake System Système d'admission d'air

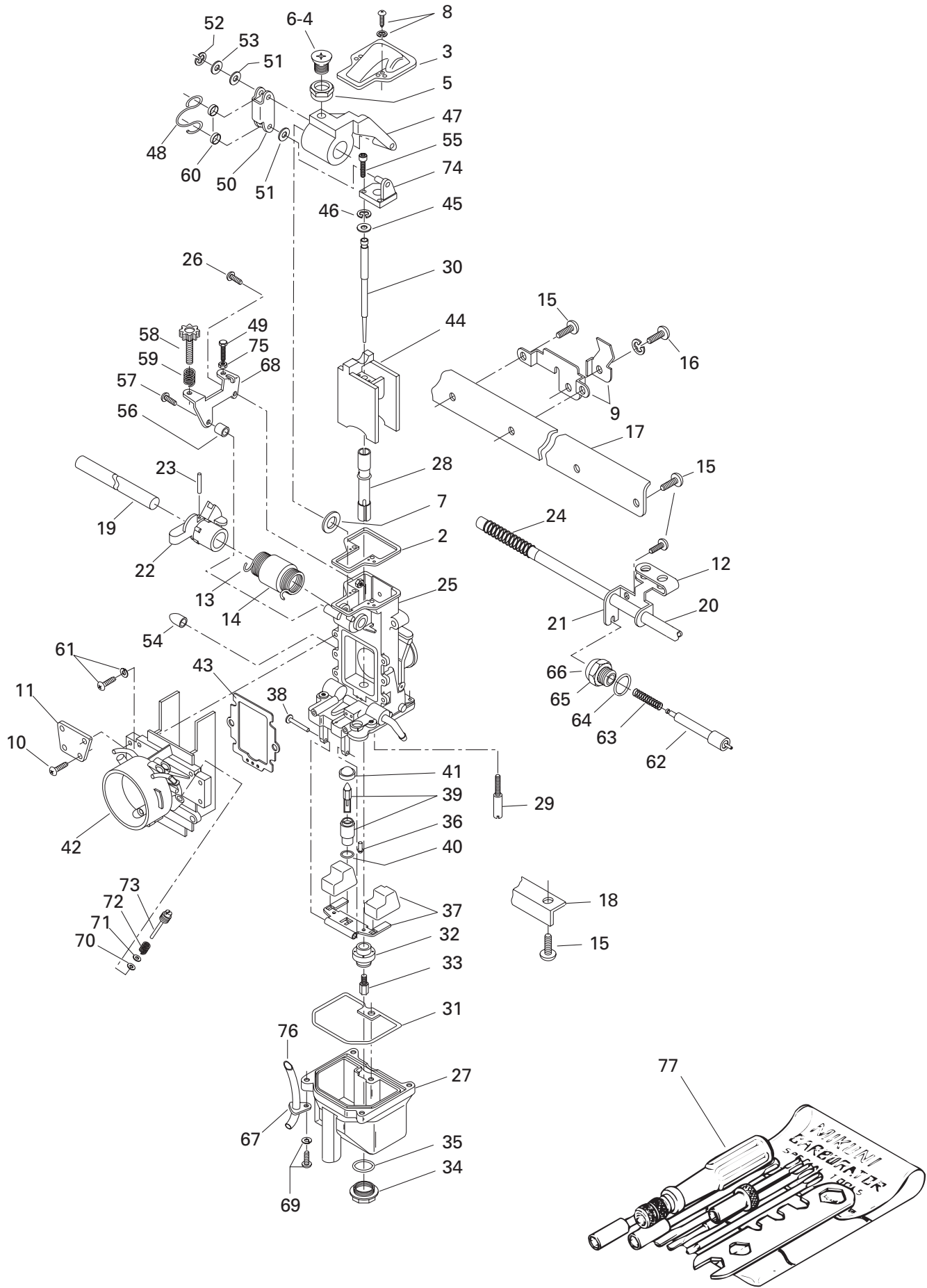
| | | | | M A C H | M A C H |
|--------------|-------------|-------------------------------|--|------------------|------------------|
| | | | | 1 | 1 - R |
| N 1→8 | 508 000 041 | <i>Air Intake Ass'y</i> | <i>Silencieux d'admission ass.</i> | 1 | 1 |
| 2 | 570 069 700 | Latch | Loquet | 2 | 2 |
| 3 | 517 294 400 | Intake Grill | Grille d'admission | 1 | 1 |
| 4 | 415 081 300 | Lower Foam | Mousse extérieure | 1 | 1 |
| 5 | 570 069 100 | Air Adaptor | Adapteur d'admission | 3 | 3 |
| N 6 | 516 000 130 | Caution Label | Étiquette attention | 1 | 1 |
| 7 | 415 081 400 | Air Filter | Filtre à air | 1 | 1 |
| 8 | 415 081 200 | Inner Foam | Mousse intérieure | 1 | 1 |
| 9 | 420 951 510 | Clamp | Bride | 3 | 3 |





Carburetors Carburateurs

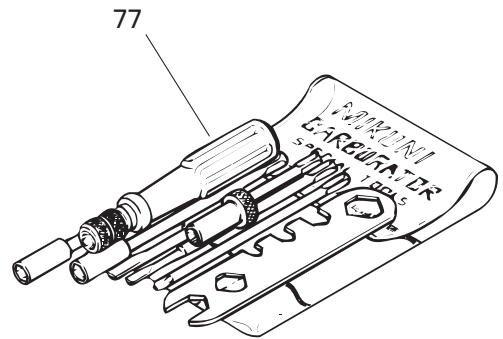
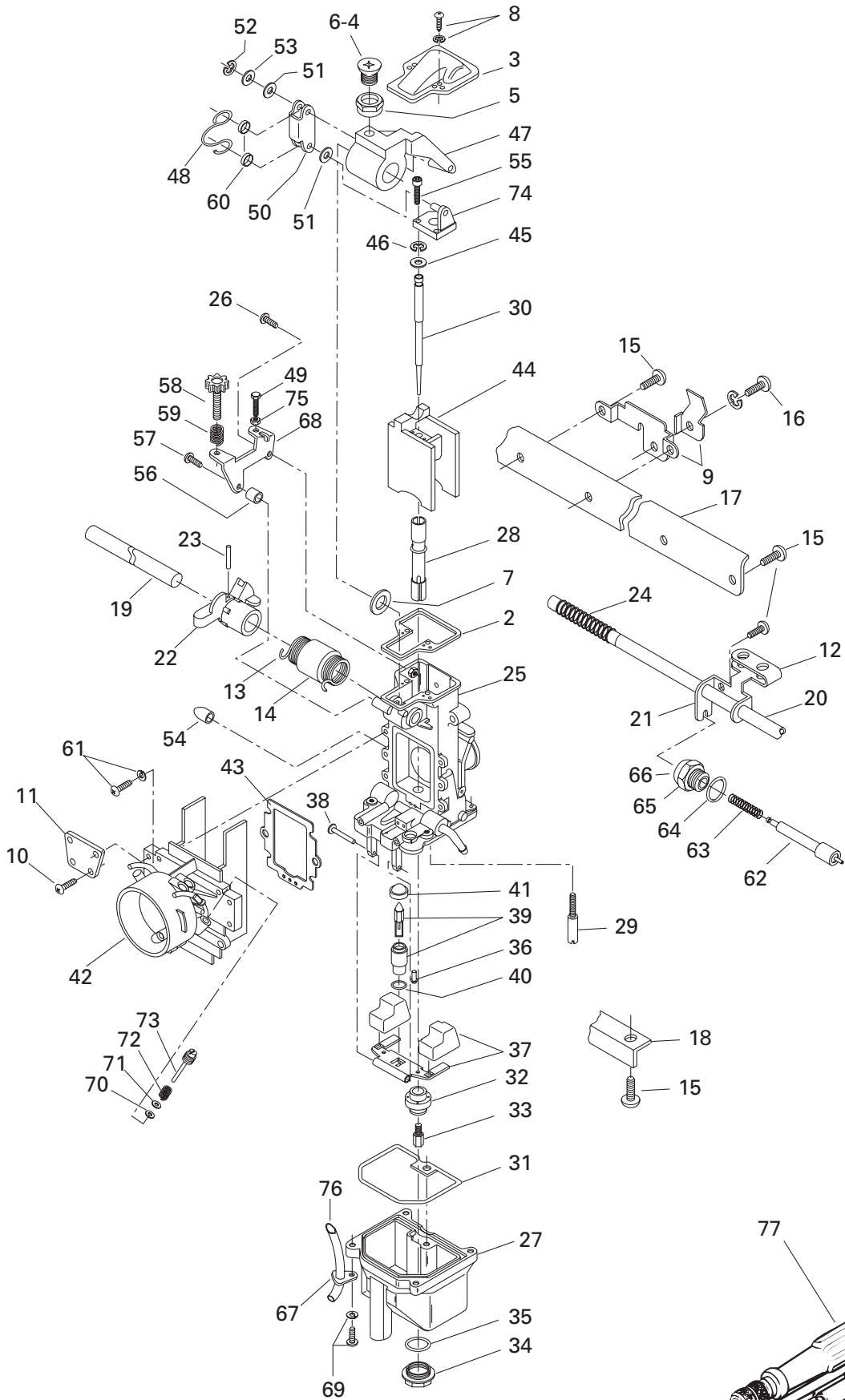
| | | | | M A C H | M A C H |
|-----------------|-------------|--|--|------------------|------------------|
| | | | | 1 | 1 - R |
| N 1 →76 | 403 138 557 | Carburetor Kit TM38-C224 | Ens. de carburateurs TM38-C224.... | 1 | 1 |
| 2 | 404 143 600 | Gasket | Joint | 3 | 3 |
| 3 | 404 142 700 | Cover | Couvercle | 3 | 3 |
| 4 | 404 139 000 | Screw | Vis | 2 | 2 |
| 5 | 404 143 500 | Ring | Anneau | 2 | 2 |
| 6 | 404 138 900 | Screw | Vis | 1 | 1 |
| 7 | 404 144 400 | Packing | Joint tampon | 2 | 2 |
| 8 | 404 139 100 | Screw | Vis | 6 | 6 |
| 9 | 404 155 100 | Bracket Ass'y | Attache ass. | 1 | 1 |
| 10 | 404 136 100 | Screw | Vis | 8 | 8 |
| N 11 | 404 161 838 | Plate | Plaque | 2 | 2 |
| 12 | 404 143 900 | Lever | Levier | 1 | 1 |
| 13 | 404 143 200 | Spring | Ressort | 1 | 1 |
| 14 | 404 141 700 | Ring | Anneau | 1 | 1 |
| 15 | 404 138 800 | Screw | Vis | 9 | 9 |
| 16 | 404 140 500 | Screw | Vis | 3 | 3 |
| N 17 | 404 161 836 | Plate | Plaque | 1 | 1 |
| N 18 | 404 161 837 | Plate | Plaque | 1 | 1 |
| N 19 | 404 161 834 | Throttle Shaft | Axe d'accélérateur | 1 | 1 |
| N 20 | 404 161 835 | Choke Shaft | Axe d'étrangleur | 1 | 1 |
| 21 | 404 140 600 | Starter Lever | Levier de démarrage | 2 | 2 |
| 22 | 404 142 100 | Lever Ass'y | Levier ass. | 1 | 1 |
| 23 | 404 140 100 | Pin | Goupille | 1 | 1 |
| 24 | 404 158 000 | Spring | Ressort | 1 | 1 |
| N 25 →76 | — XXX — | Carburetor TM38-227 (MAG Side) ... | Carburateur TM 38-227 (côté MAG) .. | 1 | 1 |
| N | — XXX — | Carburetor TM38-226 (Central) | Carburateur TM38-226 (centre) | 1 | 1 |
| N | — XXX — | Carburetor TM38-225 (PTO Side) ... | Carburateur TM 38-225 (côté PDM) .. | 1 | 1 |
| 26 | 404 135 900 | Screw (MAG) | Vis (MAG) | 1 | 1 |
| 27 | 404 156 300 | Float Body Ass'y | Corps de flotteur ass. | 3 | 3 |
| N 28 | 404 161 839 | Needle Jet | Gicleur aiguille | 3 | 3 |
| 29 | 404 144 800 | Pilot Jet 50 | Gicleur de ralenti 50 | 3 | 3 |
| N 30 | 404 161 829 | Needle J8-8ADY01- 41 | Aiguille J8-8ADY01- 41 | 3 | 3 |
| 31 | 404 137 000 | O'Ring | Joint torique | 3 | 3 |
| 32 | 404 142 900 | Ring | Anneau | 3 | 3 |
| 33 | 404 101 100 | Main Jet 290 | Gicleur 290 | 3 | 3 |
| 34 | 404 107 400 | Drain Screw Plug | Vis de drainage | 3 | 3 |
| 35 | 404 107 300 | O'Ring | Joint torique | 3 | 3 |
| 36 | 404 141 000 | Screw | Vis | 3 | 3 |





Carburetors Carburateurs

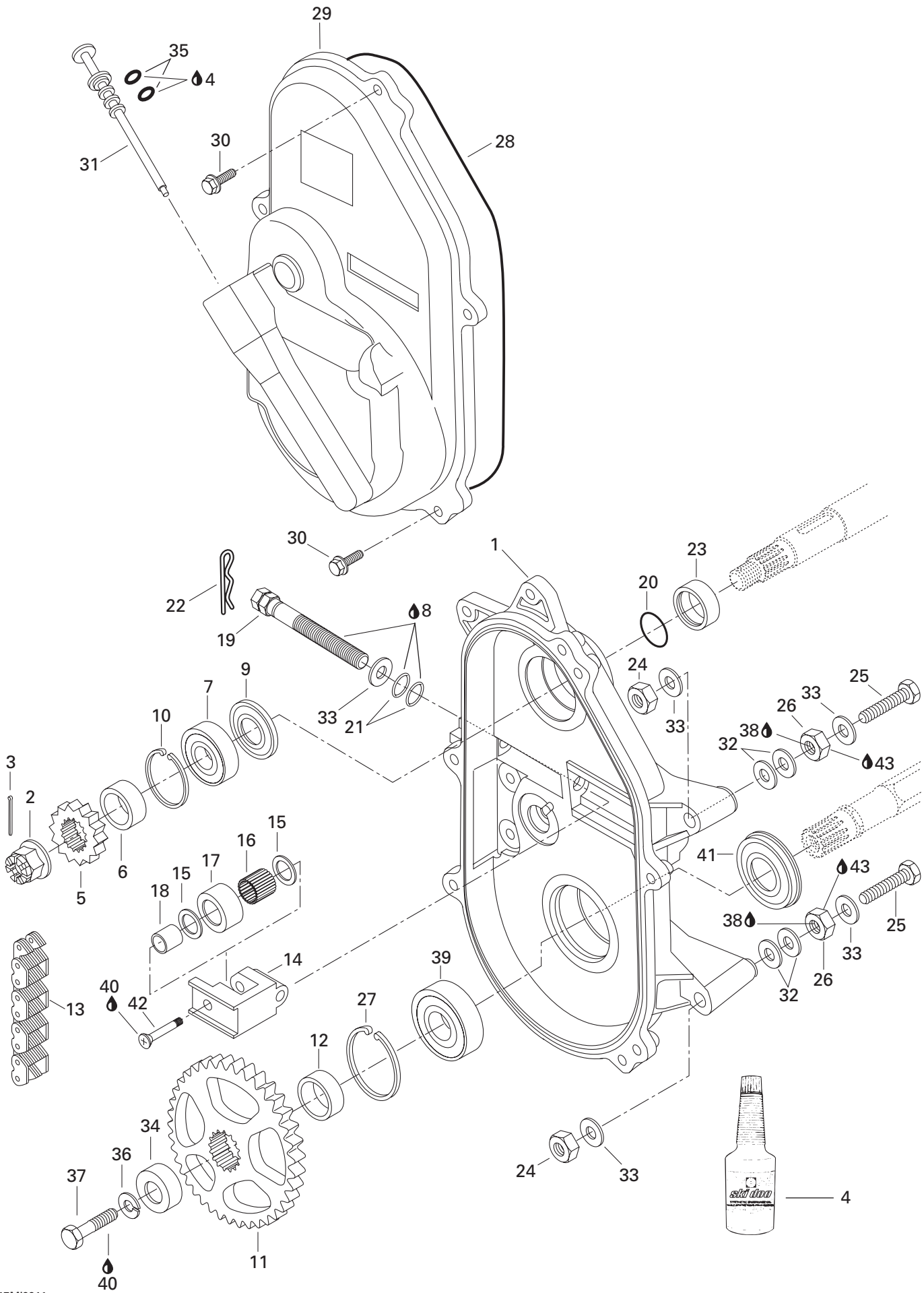
| | | | | M A C H | M A C H |
|------|-------------|--------------------------------|---------------------------------|------------------|------------------|
| | | | | 1 | 1 - R |
| 37 | 404 149 800 | Float | Flotte | 3 | 3 |
| 38 | 404 103 300 | Lever Pin | Goupille levier | 3 | 3 |
| 39 | 404 149 500 | Needle Seat 1.5 | Pointeau 1.5 | 3 | 3 |
| 40 | 404 139 400 | O'Ring | Joint torique | 3 | 3 |
| 41 | 404 141 200 | Filter | Filtre | 3 | 3 |
| N 42 | 404 161 831 | Funnel (MAG) | Entonnoir (MAG) | 1 | 1 |
| N | 404 161 832 | Funnel (CTR) | Entonnoir (centre) | 1 | 1 |
| N | 404 161 833 | Funnel (PTO) | Entonnoir (PDM) | 1 | 1 |
| 43 | 404 143 700 | Gasket | Joint | 3 | 3 |
| 44 | 404 152 900 | Piston Valve 2.0 | Tiroir d'accélérateur 2.0 | 3 | 3 |
| 45 | 404 137 600 | Packing | Joint tampon | 3 | 3 |
| 46 | 404 113 300 | Circlip | Circlip | 3 | 3 |
| 47 | 404 143 000 | Throttle Lever (PTO/CTR) | Levier (PDM/centre) | 2 | 2 |
| | 404 143 100 | Throttle Lever (MAG) | Levier (MAG) | 1 | 1 |
| 48 | 404 144 100 | Clip | Clip | 3 | 3 |
| 49 | 404 138 000 | Bolt (MAG) | Boulon (MAG) | 1 | 1 |
| 50 | 404 144 000 | Plate | Plaque | 3 | 3 |
| 51 | 404 138 100 | Packing | Joint tampon | 6 | 6 |
| 52 | 404 138 300 | «E» Ring | Anneau «E» | 3 | 3 |
| 53 | 404 139 500 | Washer | Rondelle | 3 | 3 |
| 54 | 404 154 900 | Cap | Bouchon | 3 | 3 |
| 55 | 404 137 400 | Bolt | Boulon | 6 | 6 |
| 56 | 404 141 800 | Ring (MAG) | Anneau (MAG) | 1 | 1 |
| 57 | 404 138 800 | Screw (MAG) | Vis (MAG) | 1 | 1 |
| 58 | 404 137 500 | Adjustment Screw (MAG) | Vis d'ajustement (MAG) | 1 | 1 |
| 59 | 404 138 200 | Spring (MAG) | Ressort (MAG) | 1 | 1 |
| 60 | 404 144 200 | Ring | Anneau | 6 | 6 |
| 61 | 404 145 100 | Screw | Vis | 12 | 12 |
| 62 | 404 140 400 | Plunger Ass'y | Plongeur ass. | 3 | 3 |
| 63 | 404 141 100 | Spring | Ressort | 3 | 3 |
| 64 | 404 140 200 | O'Ring | Joint torique | 3 | 3 |
| 65 | 404 136 900 | Holder Guide | Guide | 3 | 3 |
| 66 | 404 140 000 | Cap | Bouchon | 3 | 3 |
| 67 | 404 144 900 | Plate | Plaque | 6 | 6 |
| 68 | 404 142 600 | Bracket (MAG) | Attache(MAG) | 1 | 1 |
| 69 | 404 138 700 | Screw | Vis | 12 | 12 |
| 70 | 404 139 900 | O'Ring | Joint torique | 3 | 3 |
| 71 | 404 140 900 | Washer | Rondelle | 3 | 3 |

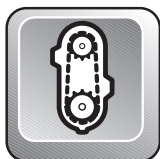




Carburetors Carburateurs

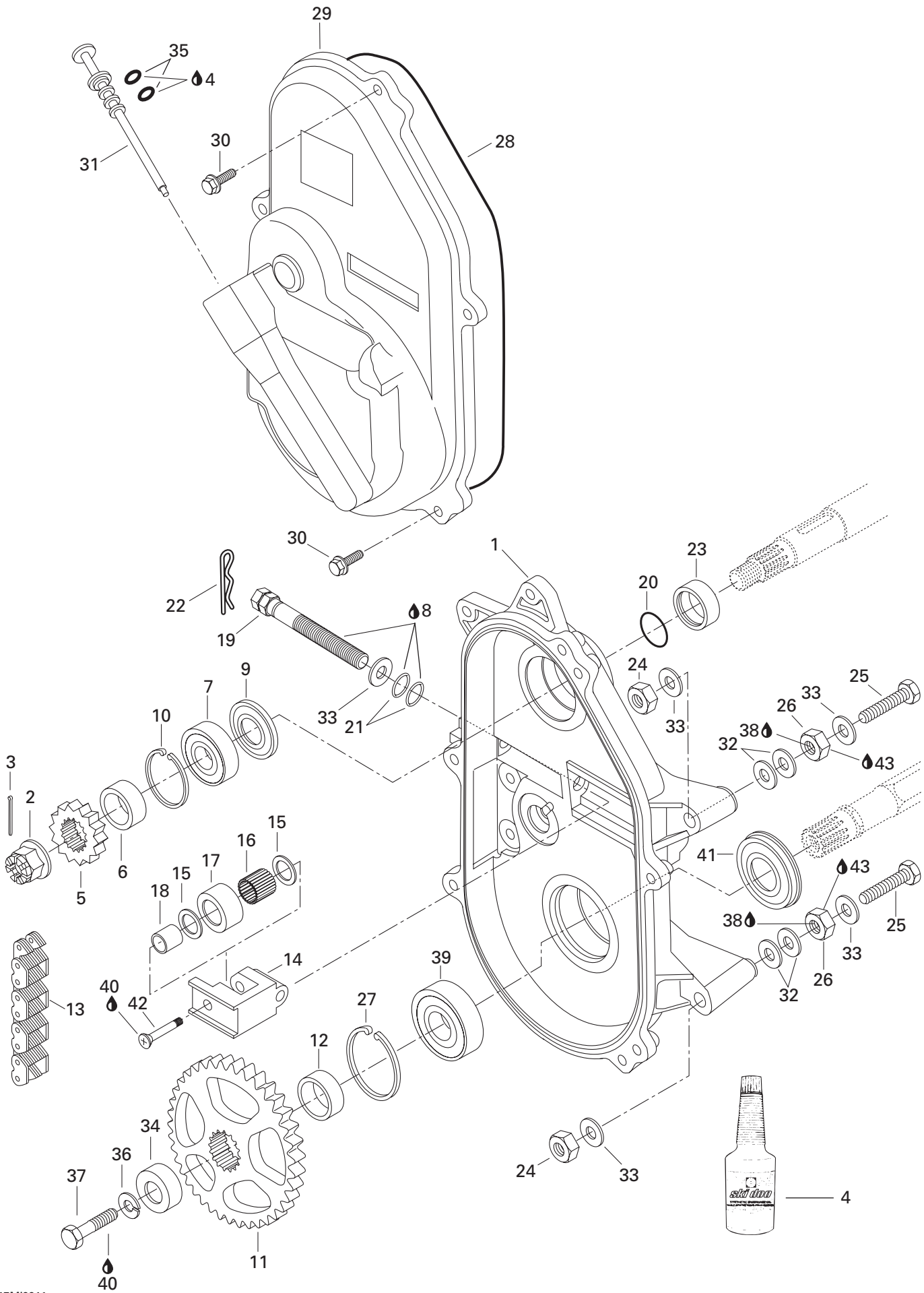
| | | | M A C H | M A C H |
|-------------|-------------|--|--|------------------|
| | | | 1 | 1 - R |
| 72 | 404 139 800 | Spring | Ressort | 3 3 |
| 73 | 404 154 200 | Adjuster Screw | Vis | 3 3 |
| 74 | 404 142 000 | Plate Ass'y | Plaque ass. | 3 3 |
| 75 | 404 139 600 | Nut (MAG)..... | Écrou (MAG) | 1 1 |
| 76 | 404 161 802 | Air Vent Tube | Tuyau d'aération | 6 6 |
| 77 | 404 112 000 | Tool Kit | Ens. d'outils | 1 1 |
| N 78 | 861 766 700 | Ens. de haute altitude , (non illustré) | High Altitude Kit , (Not Shown) | Opt Opt |

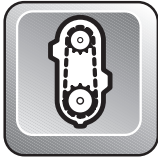




Chaincase Carter de chaîne

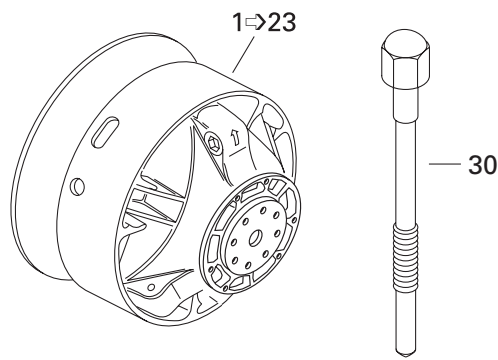
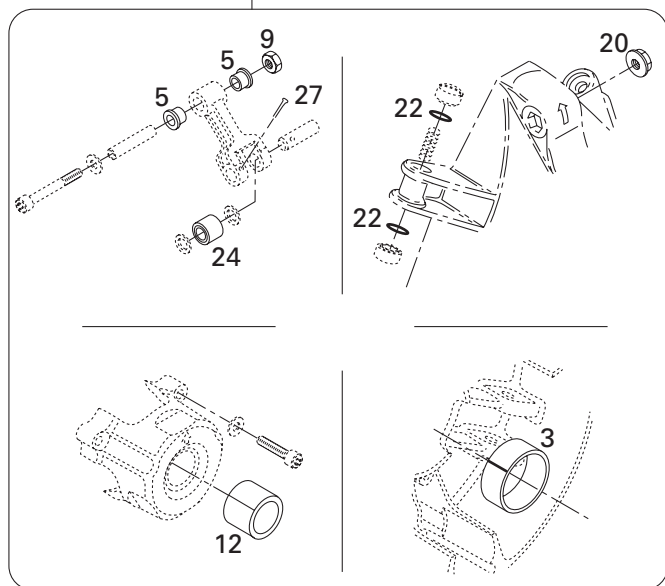
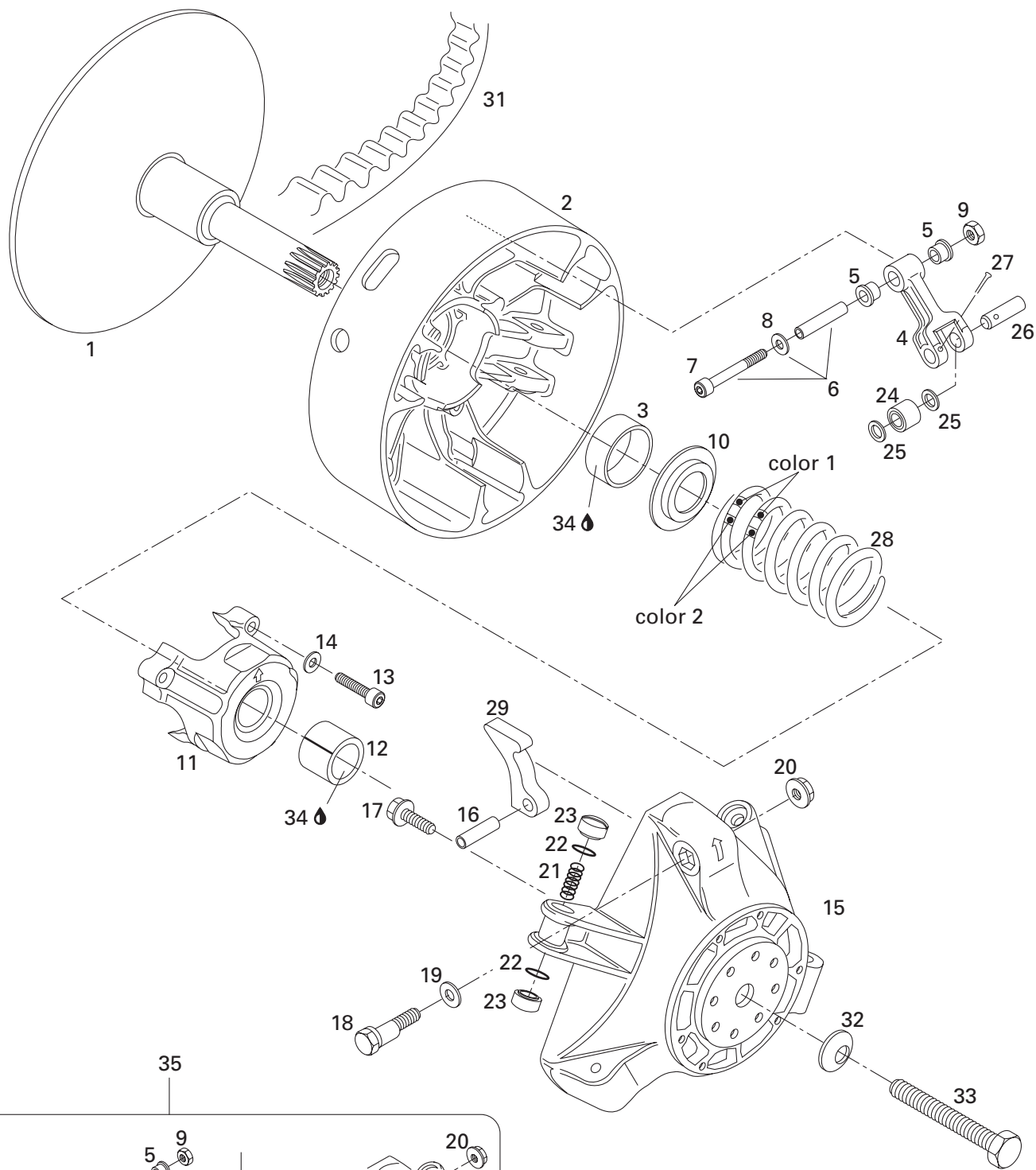
| | | | M A C H | M A C H |
|-------------|-------------|---------------------------------------|---|------------------|
| | | | 1 | 1 - R |
| 1 | 504 146 600 | Chaincase | Carter de chaîne | 1 1 |
| 2 | 732 610 012 | Castellated Nut M20 | Écrou à crénaux M20 | 1 1 |
| 3 | 371 006 300 | Cotter Pin | Goupille fendue | 1 1 |
| 4 | 413 803 300 | Synthetic Chaincase Oil (12 x 355 ml) | Huile à carter de chaîne, synthétique (12 x 355 ml) | @ @ |
| 5 | 504 084 300 | Sprocket (25 Tooth, Large)..... | Pignon (25 dents, large)..... | 1 1 |
| 6 | 504 147 200 | Shim | Cale | 1 1 |
| 7 | 405 404 400 | Ball Bearing 6205 | Roulement à billes 6205..... | 1 1 |
| 8 | 413 711 500 | Synthetic Grease | Graisse synthétique..... | @ @ |
| 9 | 415 049 300 | Seal | Anneau d'étanchéité | 1 1 |
| 10 | 371 901 700 | Retaining Ring | Segment de retenue | 1 1 |
| 11 | 504 148 500 | Sprocket Large (43 Tooth)..... | Pignon large (43 dents)..... | 1 1 |
| 12 | 501 021 800 | Inner Shim | Cale intérieure | 1 1 |
| 13 | 504 151 830 | Drive Chain Large (72 Links) | Chaîne large (72 maillons)..... | 1 1 |
| 14 | 504 081 000 | Chain Tensioner | Tendeur de chaîne | 1 1 |
| 15 | 504 080 300 | Washer | Rondelle | 2 2 |
| 16 | 405 403 000 | Needle Bearing | Roulement à aiguilles | 1 1 |
| 17 | 414 531 300 | Roller | Rouleau | 1 1 |
| 18 | 504 080 200 | Spacer | Entretoise | 1 1 |
| N 19 | 732 601 311 | Adjustment Screw | Vis de réglage | 1 1 |
| 20 | 414 876 700 | O-Ring | Joint torique | 1 1 |
| 21 | 414 484 400 | O-Ring | Joint torique | 2 2 |
| 22 | 414 575 600 | Hair Pin | Goupille de sécurité | 1 1 |
| 23 | 507 031 500 | Spacer | Entretoise | 1 1 |
| 24 | 228 501 045 | Elastic Nut M10 | Écrou élastique M10 | 3 3 |
| 25 | 732 601 003 | Hex. Screw M10 x 75 | Vis hex. M10 x 75 | 3 3 |
| 26 | 504 083 800 | Spacer | Entretoise | 3 3 |
| 27 | 414 784 900 | Circlip | Circlip | 1 1 |
| 28 | 414 362 300 | O-Ring | Joint torique | 1 1 |
| 29 | 080 039 500 | Chaincase Cover | Couvercle de carter de chaîne..... | 1 1 |
| 30 | 732 600 004 | Flanged Screw M6 x 30 | Vis hex. à épaulement M6 x 30..... | 5 5 |
| 31 | 572 092 700 | Filler Cap | Bouchon de remplissage | 1 1 |
| 32 | 504 073 700 | Washer | Rondelle | 6 6 |
| 33 | 224 001 211 | Washer 10 mm | Rondelle 10 mm | 7 7 |
| 34 | 501 022 400 | Cap | Capuchon | 1 1 |
| 35 | 414 969 400 | O-Ring | Joint Torique | 2 2 |
| 36 | 234 100 602 | Spring Lock Washer 10 mm | Rondelle-frein cintrée 10 mm..... | 1 1 |
| 37 | 222 002 565 | Hex. Screw M10 x 25 | Vis hex. M10 x 25 | 1 1 |
| 38 | 293 800 015 | Loctite 242, 10 ml | Loctite 242, 10 ml | @ @ |

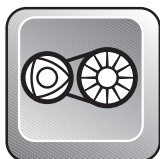




Chaincase Carter de chaîne

| | | | | M A C H | M A C H |
|-----------|-------------|---|---|------------------|------------------|
| | | | | 1 | 1 - R |
| 39 | 405 403 900 | Ball Bearing 6206 | Roulement à bille 6206 | 1 | 1 |
| 40 | 413 707 400 | Loctite 271, 10 cc | Loctite 271, 10 cc | @ | @ |
| 41 | 581 056 500 | Oil Seal | Joint d'étanchéité d'huile | 1 | 1 |
| 42 | 732 601 144 | Screw | Vis | 1 | 1 |
| 43 | 413 701 000 | Loctite 767, Antiseize Lubricant, 12 oz | Loctite 767, lubrifiant antigrippage, 12 oz ... | @ | @ |

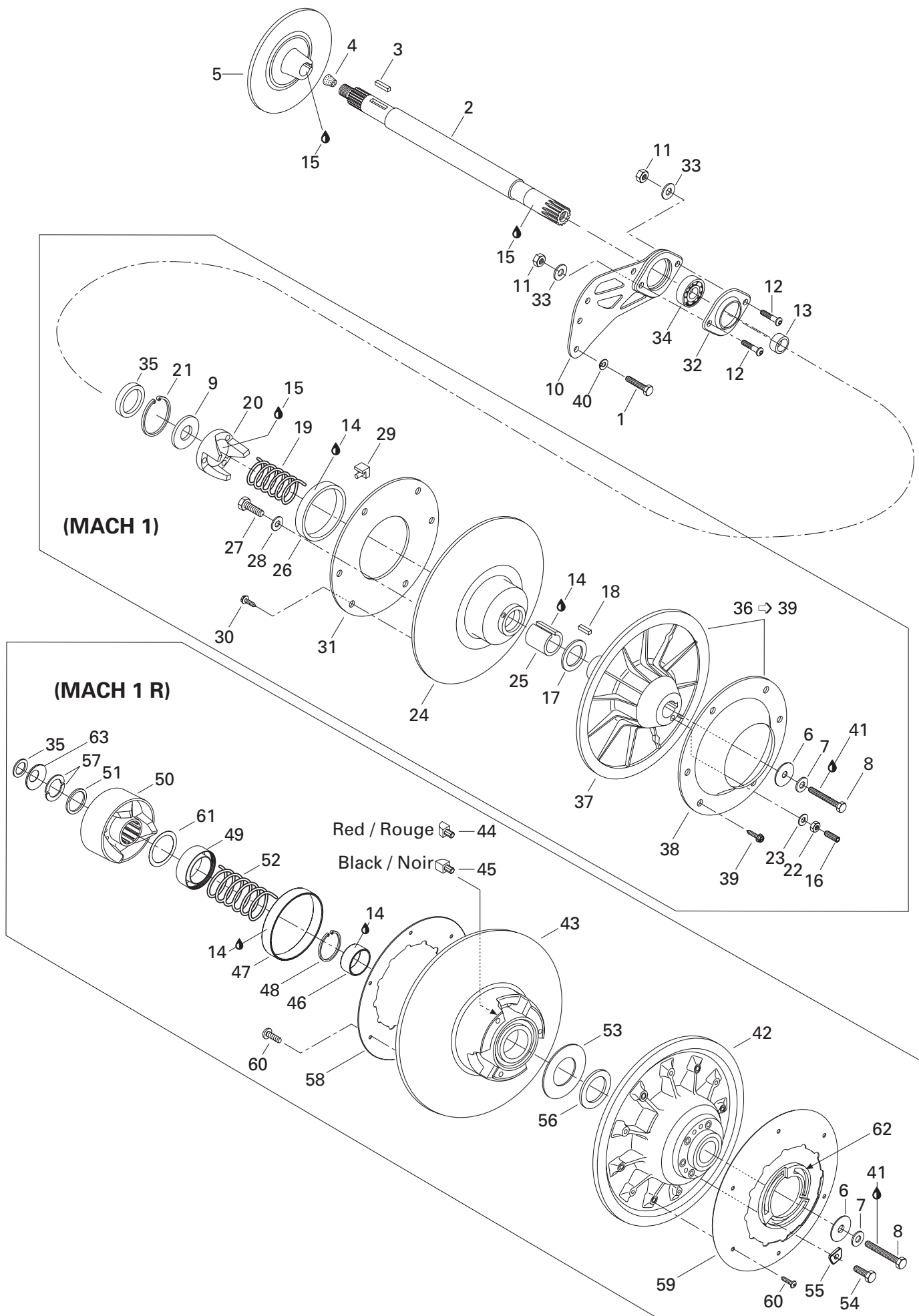


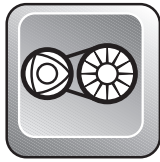


Drive Pulley Poulie motrice

| MACH | MACH |
|------|------|
| 1 | 1-R |

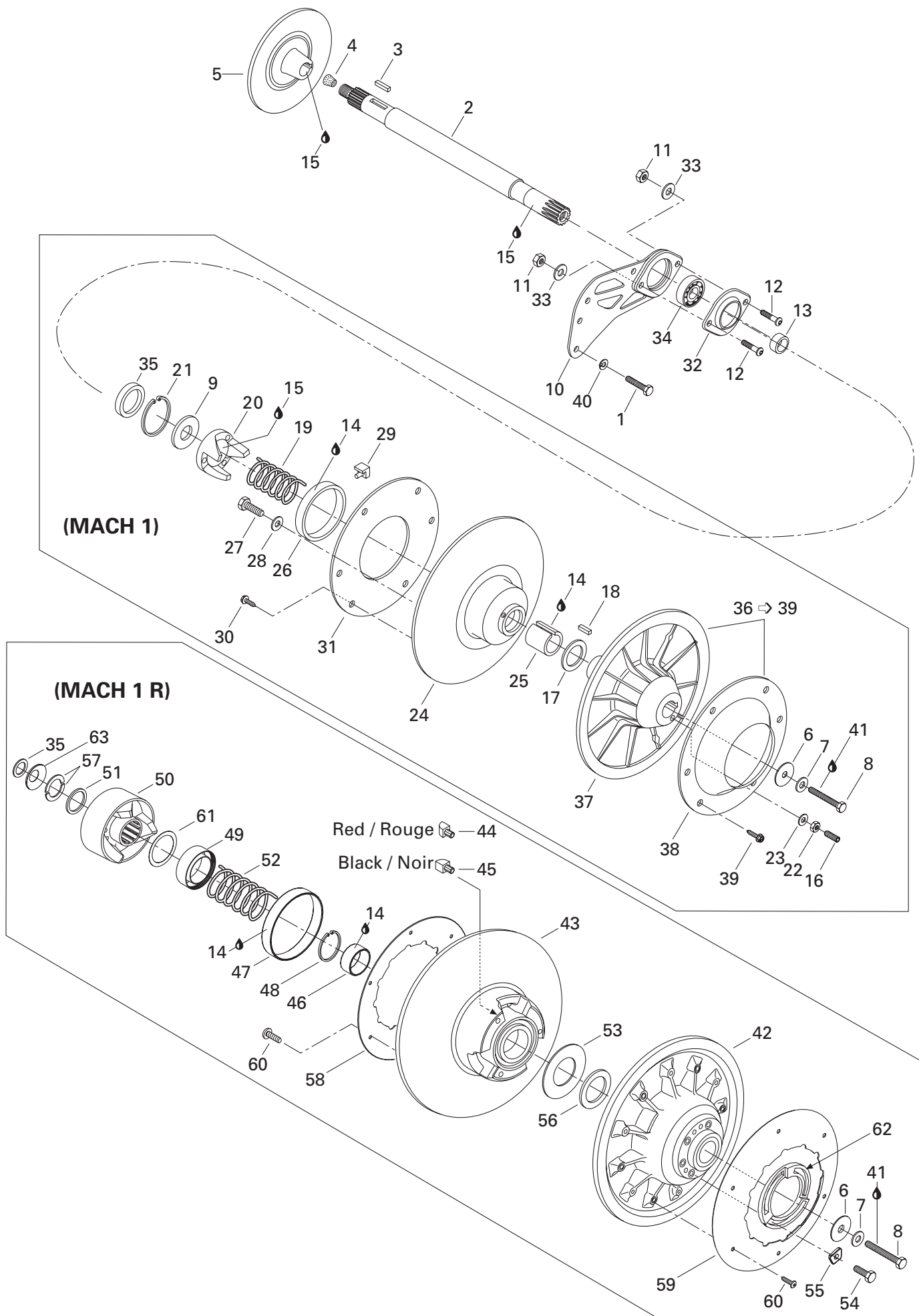
| | | | | | |
|----------------|-------------|-----------------------------------|---|---|---|
| N 1→23 | 417 222 155 | Drive Pulley Ass'y | Poulie motrice ass. | 1 | 1 |
| N 1 | 417 222 160 | Fixed Flange | Flasque fixe | 1 | 1 |
| N 2→3 | 417 222 049 | Sliding Flange Ass'y | Flasque coulissant ass. | 1 | 1 |
| 3 | 417 004 201 | Bushing | Douille | 1 | 1 |
| 4→5 | 417 003 801 | Lever Ass'y | Levier ass. | 3 | 3 |
| 5 | 417 004 305 | Flange Bushing | Douille à épaulement | 6 | 6 |
| 6→8 | 417 004 800 | Fitting Screw | Vis d'ajustement | 3 | 3 |
| 7 | 222 965 065 | Allen Screw M6 x 50 | Vis Allen M6 x 50 | 3 | 3 |
| 8 | 224 061 151 | Flat Washer 6 mm | Rondelle plate 6 mm | 3 | 3 |
| 9 | 228 561 045 | Lock Nut M6 | Écrou de blocage M6 | 3 | 3 |
| N 10 | 417 222 044 | Spring Seat | Siège du ressort | 1 | 1 |
| N 11→12 | 417 222 157 | Spring Cover Ass'y | Couvercle de ressort ass. | 1 | 1 |
| 12 | 417 004 501 | Bushing Spring Cover | Douille de couvercle de ressort..... | 1 | 1 |
| 13 | 222 964 066 | Allen Screw M6 x 40 | Vis Allen M6 x 40 | 3 | 3 |
| 14 | 420 245 370 | Friction-Washer 6 mm | Rondelle de friction 6 mm | 3 | 3 |
| N 15 | 417 222 059 | Governor Cup | Cuvette du régulateur | 1 | 1 |
| 16 | 732 804 009 | Roll Pin M8 x 24..... | Goupille ressort M8 x 24 | 3 | 3 |
| 17 | 210 361 890 | Hex. Screw M6 x 18 | Vis hex. M6 x 18 | 6 | 6 |
| 18 | 417 005 500 | Calibration Screw | Vis de calibration | 3 | 3 |
| 19 | 417 005 600 | Washer | Rondelle | 3 | 3 |
| 20 | 233 061 414 | Flanged Nut M6 | Écrou à épaulement M6 | 3 | 3 |
| 21 | 417 005 700 | Spring | Ressort..... | 3 | 3 |
| 22 | 732 401 030 | O-Ring | Joint torique | 6 | 6 |
| N 23 | 417 222 107 | Slider Shoe | Glissière | 6 | 6 |
| 24 | 417 003 900 | Roller | Rouleau | 3 | 3 |
| 25 | 417 004 302 | Thrust Washer | Rondelle de butée | 6 | 6 |
| 26 | 417 004 308 | Pin | Goupille | 3 | 3 |
| 27 | 732 958 001 | Cotter Pin | Goupille fendue | 3 | 3 |
| 28 | 414 762 800 | Spring (Green/Violet) | Ressort (vert/violet) | 1 | 1 |
| 29 | 417 005 286 | Ramp 286 | Rampe 286 | 3 | 3 |
| 30 | 529 022 400 | Puller Inner Half | Extracteur de demi-poulie fixe | 1 | 1 |
| N 31 | 417 300 066 | Drive Belt | Courroie d'entraînement | 1 | 1 |
| 32 | 234 271 414 | Conical Spring Washer 14 mm | Rondelle-ressort conique 14 mm | 1 | 1 |
| 33 | 417 120 000 | Screw | Vis | 1 | 1 |
| 34 | 413 703 100 | Loctite 609, 10cc..... | Loctite 609, 10cc | @ | @ |
| 35 | 417 006 100 | Clutch Repair Kit | Ens. de réparation d'embrayage | 1 | 1 |

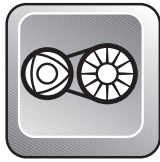




Driven Pulleys Poulies menées

| | | | MACH | MACH |
|-------|-------------|--|------|------|
| | | | 1 | 1-R |
| 1 | 222 061 865 | Hex. Screw M6 x 18 | 4 | 4 |
| 2 | 501 026 300 | Countershaft | 1 | 1 |
| 3 | 507 021 300 | Key | 1 | 1 |
| 4 | 414 784 800 | Cork | 1 | 1 |
| 5 | 507 031 300 | Brake Disk | 1 | 1 |
| 6 | 517 293 300 | Washer | 1 | 1 |
| 7 | 503 183 100 | Washer | 1 | 1 |
| 8 | 222 087 565 | Hex. Screw M8 x 75 | 1 | 1 |
| 9 | 504 141 800 | Washer | 1 | — |
| 10 | 080 039 300 | Spacer (Casting)..... | 1 | 1 |
| 11 | 232 581 414 | Elastic Stop Nut M8 | 2 | 2 |
| 12 | 205 483 046 | Socket Screw M8 x 30 | 2 | 2 |
| 13 | 504 149 100 | Shim | 1 | 1 |
| 14 | 413 703 100 | Loctite 609, 10cc..... | @ | @ |
| 15 | 413 701 000 | Loctite 767, Antiseize Lubricant, 12oz | @ | @ |
| 16 | 206 263 044 | Allen Screw M6 x 30 | 3 | — |
| 17 | 504 141 900 | Thrust Washer | 1 | — |
| 18 | 414 820 800 | Key | 1 | — |
| 19 | 414 558 900 | Release Spring (Beige) | 1 | — |
| N 20 | 417 126 387 | Cam | 1 | — |
| 21 | 371 903 100 | Snap Ring | 1 | — |
| 22 | 228 061 045 | Nut M6..... | 3 | — |
| 23 | 420 245 370 | Washer | 3 | — |
| 24→31 | 504 143 600 | Sliding Flange Ass'y | 1 | — |
| 25 | 415 011 200 | Bushing | 1 | — |
| 26→28 | 860 423 000 | Garlock Bushing Kit | 1 | — |
| 27 | 205 451 286 | Socket Screw M5 x 12 | 3 | — |
| 28 | 399 910 000 | Washer | 3 | — |
| 29 | 414 918 000 | Cam Slider Shoe | 3 | — |
| 30 | 732 601 067 | Hex. Tapping Screw M5 x 11 | 6 | — |
| 31 | 504 142 100 | Ring | 1 | — |
| 32 | 501 026 900 | Flange | 1 | 1 |
| 33 | 224 081 171 | Flat Washer 6 mm | 2 | 2 |
| 34 | 405 408 200 | Ball Bearing | 1 | 1 |
| 35 | 417 126 302 | Spacer | 1 | — |
| N | 417 300 054 | Spacer | — | 1 |
| 36→39 | 417 010 400 | Fixed Flange Ass'y | 1 | — |
| 37 | 417 010 200 | Fixed Flange | 1 | — |
| | | Vis hex. M6 x 18 | 4 | 4 |
| | | Arbre de renvoi | 1 | 1 |
| | | Clavette | 1 | 1 |
| | | Bouchon de liège | 1 | 1 |
| | | Disque de frein | 1 | 1 |
| | | Rondelle de force | 1 | 1 |
| | | Rondelle | 1 | 1 |
| | | Vis hex. M8 x 75 | 1 | 1 |
| | | Rondelle | 1 | — |
| | | Entretoise moulée | 1 | 1 |
| | | Écrou élastique M8 | 2 | 2 |
| | | Vis creuse à 6 pans M8 x 25 | 2 | 2 |
| | | Cale | 1 | 1 |
| | | Loctite 609, 10cc | @ | @ |
| | | Loctite 767, lubrifiant antigrippage, 12oz ... | @ | @ |
| | | Vis Allen M6 x 30 | 3 | — |
| | | Rondelle de butée | 1 | — |
| | | Clavette | 1 | — |
| | | Ressort de rappel (Beige) | 1 | — |
| | | Came | 1 | — |
| | | Frein d'axe | 1 | — |
| | | Écrou M6 | 3 | — |
| | | Rondelle | 3 | — |
| | | Flasque coulissant ass. | 1 | — |
| | | Douille | 1 | — |
| | | Ens. de Coussinet Garlock | 1 | — |
| | | Vis creuse à 6 pans | 3 | — |
| | | Rondelle | 3 | — |
| | | Glissière de came | 3 | — |
| | | Vis hex. autotaraudeuse M5 x 11 | 6 | — |
| | | Cerceau | 1 | — |
| | | Flasque | 1 | 1 |
| | | Rondelle plate 6 mm | 2 | 2 |
| | | Roulement à billes..... | 1 | 1 |
| | | Entretoise | 1 | — |
| | | Entretoise | — | 1 |
| | | Flasque fixe ass. | 1 | — |
| | | Flasque fixe | 1 | — |

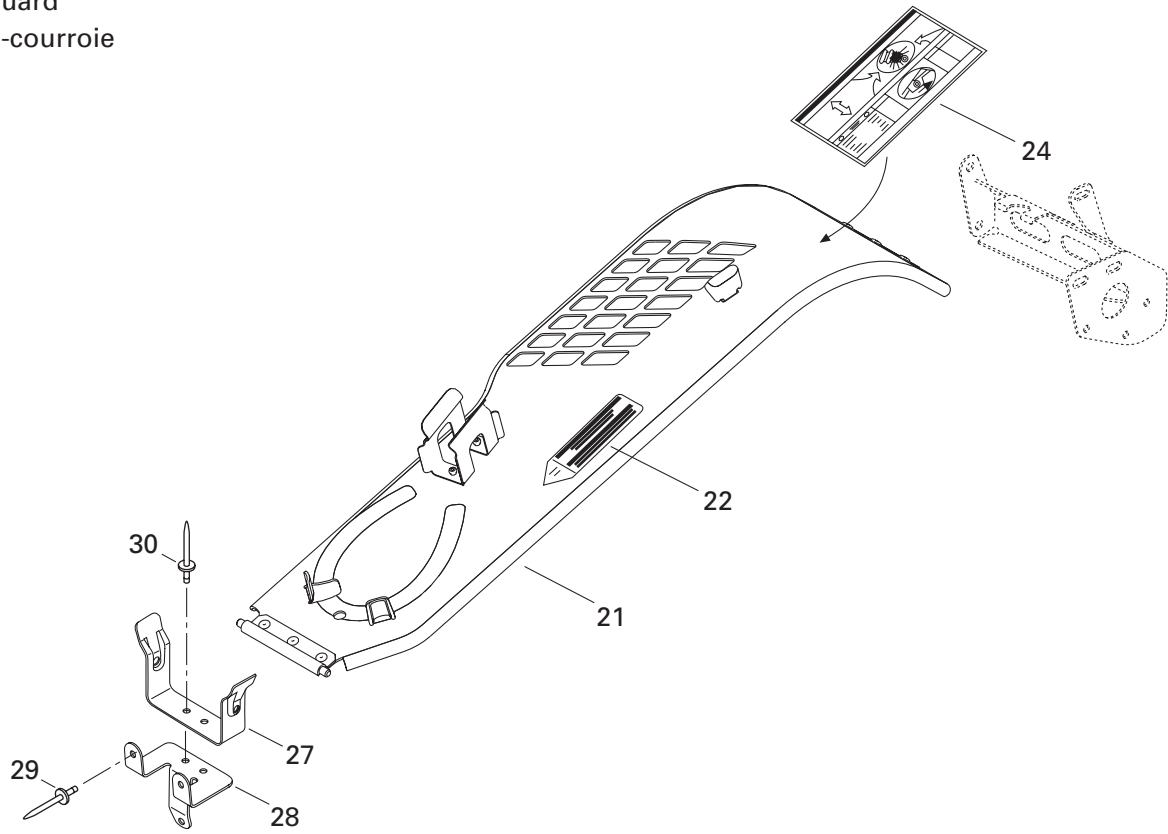




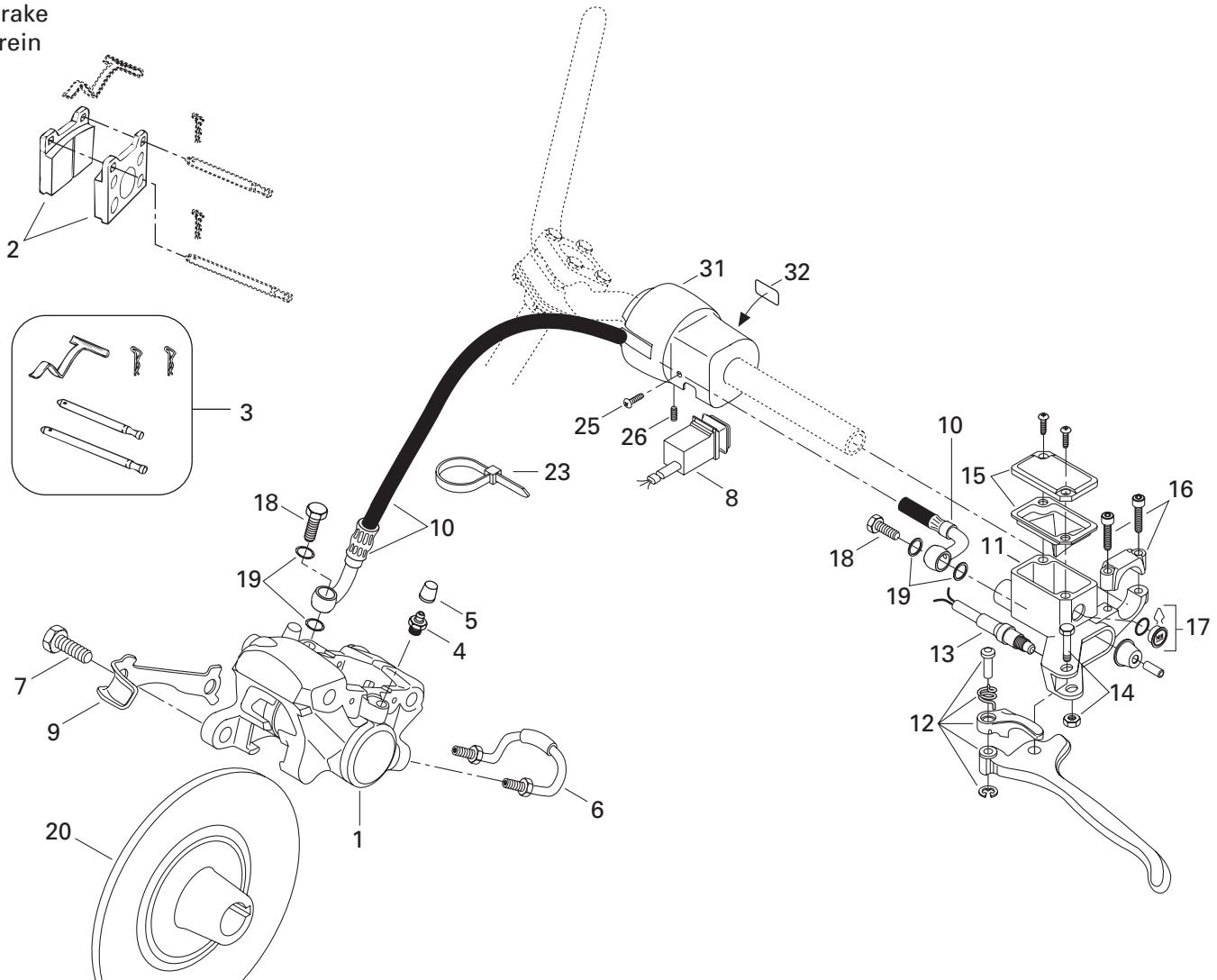
Driven Pulleys Poulies menées

| | | | | M A C H | M A C H |
|----------------|-------------|-------------------------------------|---|------------------|------------------|
| | | | | 1 | 1 - R |
| 38 | 504 142 000 | Cup | Coupole | 1 | — |
| 39 | 732 601 067 | Hex. Tapping Screw M5 x 11 | Vis hex. autotaraudeuse M5 x 11 | 6 | — |
| 40 | 224 761 110 | Lock Washer 6 mm | Rondelle frein 6 mm | 4 | 4 |
| 41 | 293 800 015 | Loctite 242, 10 ml | Loctite 242, 10 ml | @ | @ |
| N 42 | 417 126 317 | Fixed Flange Ass'y | Flasque fixe ass. | — | 1 |
| N 43-48 | 417 126 318 | Sliding Flange Ass'y | Flasque coulissant ass. | — | 1 |
| N 44 | 417 126 373 | Rear Cam Shoe Slider (Red) | Glissière de came arrière (rouge) | — | 3 |
| N 45 | 417 126 374 | Front Cam Shoe Slider (Black) | Glissière de came avant (noir) | — | 3 |
| N 46 | 414 978 200 | Bushing | Coussinet | — | 1 |
| N 47 | 414 978 100 | Bushing | Coussinet | — | 1 |
| N 48 | 371 911 200 | Circlip | Circlip | — | 1 |
| N 49 | 417 126 381 | Guard | Protecteur | — | 1 |
| N 50 | 417 126 385 | Cam Ass'y | Came ass. | — | 1 |
| N 51 | 417 126 375 | Spacer | Espaceur | — | 1 |
| N 52 | 414 978 300 | Release Spring | Ressort de rappel | — | 1 |
| 53 | 504 099 600 | Thrust Washer | Rondelle de butée | — | 1 |
| 54 | 222 062 565 | Screw Hex. M6 x 25 (3) | Vis hex. M6 x 25 (3) | — | @ |
| N | 207 162 244 | Screw Hex. M6 x 22 (3) | Vis hex. M6 x 22 (3) | — | @ |
| N 55 | 415 005 900 | Adjustment Shim | Cale de réglage | — | 3 |
| 56 | 504 112 300 | Shim | Cale épaisseur | — | @ |
| 57 | 371 911 000 | Half Key | Demi-clé | — | 2 |
| N 58 | 504 149 700 | Aerodynamic Cover | Couvercle aérodynamique | — | 1 |
| N 59 | 504 151 831 | Aerodynamic Cover | Couvercle aérodynamique | — | 1 |
| N 60 | 732 600 032 | Screw M5 x 11 | Vis M5 x 11 | — | 12 |
| N 61 | 417 126 322 | Swivel Abutment | Butée pivotante | — | 1 |
| N 62 | 415 005 800 | Adjustment Ring | Bague d'ajustement | — | 1 |
| N 63 | 417 300 055 | Protector | Protecteur | — | 1 |

Belt Guard
Garde-courroie



Brake
Frein

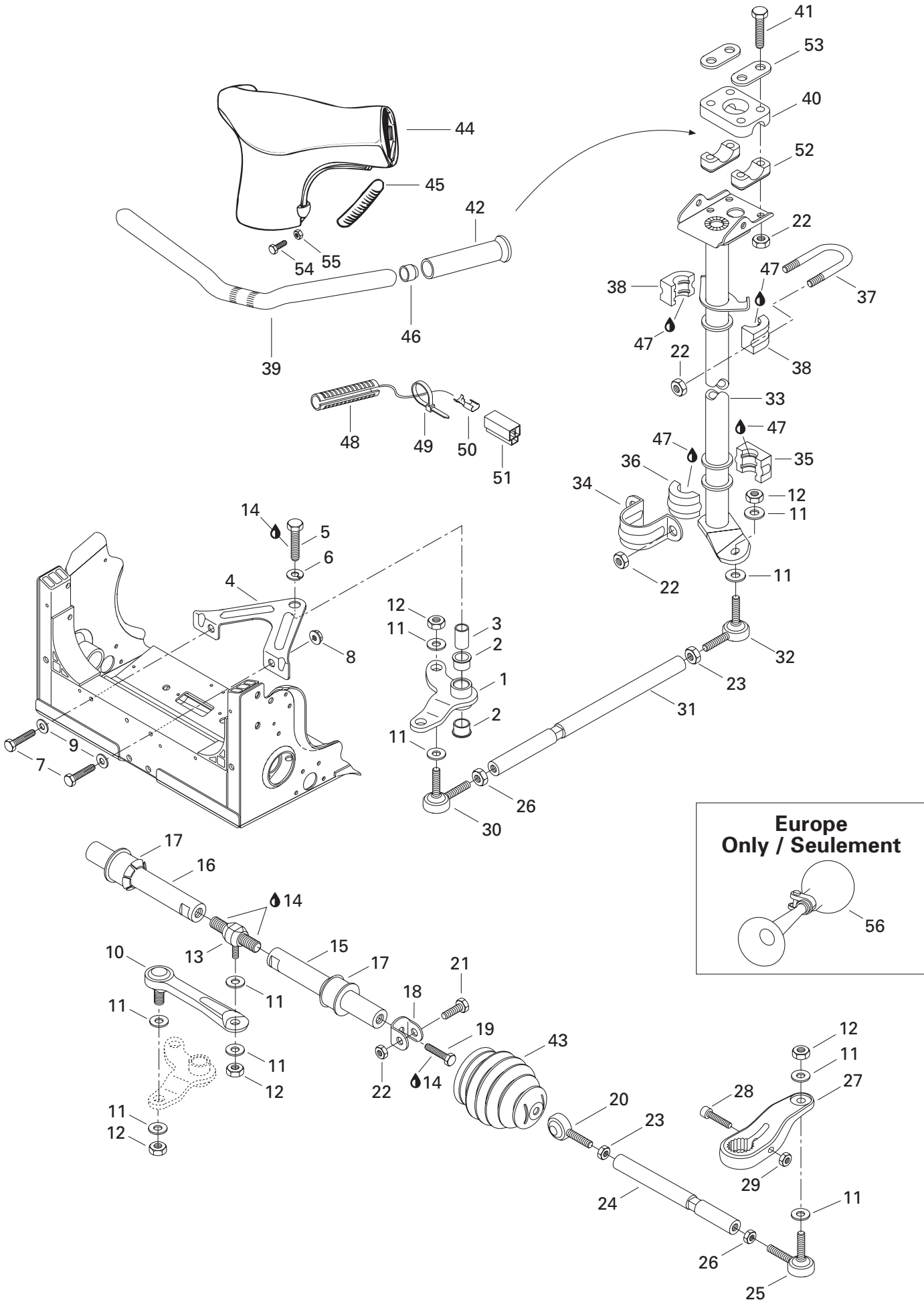




Hydraulic Brake and Belt Guard

Frein hydraulique et garde-courroie

| | | | | M A C H | M A C H |
|---------|-------------|--|---|------------------|------------------|
| | | | | 1 | 1 - R |
| 1→6 | 414 920 000 | Caliper | Étrier | 1 | 1 |
| 2 | 414 990 000 | Brake Lining Kit | Ens. de garnitures de frein | 1 | 1 |
| 3 | 414 990 700 | Kit (Pins, Retainers, Spring) | Ensemble. (tiges, goupilles, ressort) .. | 1 | 1 |
| 4 | 414 989 800 | Screw-Bleeder | Vis de purge | 2 | 2 |
| 5 | 414 989 700 | Boot | Capuchon | 2 | 2 |
| 6 | 414 989 900 | Tube | Tube | 1 | 1 |
| 7 | 207 103 544 | Hex. Screw M10 x 35 | Vis Hex .M10 x 35 | 2 | 2 |
| N 8 | 515 175 294 | Switch | Commutateur | 1 | 1 |
| 9 | 507 031 900 | Locking Tab | Frein de vis | 1 | 1 |
| N 10 | 507 032 220 | Hose | Boyau | 1 | 1 |
| 11→17 | 415 099 500 | Master Cylinder | Maître cylindre | 1 | 1 |
| 12 | 415 075 300 | Lever Ass'y | Levier ass. | 1 | 1 |
| 13 | 415 117 500 | Microswitch Ass'y | Micro-contact ass. | 1 | 1 |
| 14 | 415 030 000 | Pin Ass'y | Axe ass. | 1 | 1 |
| 15 | 415 029 900 | Cover | Couvercle | 1 | 1 |
| 16 | 415 029 800 | Clamp Ass'y | Bride ass. | 1 | 1 |
| 17 | 414 990 600 | Window | Fenêtre | 1 | 1 |
| 18 | 414 920 500 | Bolt | Boulon | 2 | 2 |
| 19 | 414 920 600 | Washer | Rondelle | 4 | 4 |
| 20 | 507 031 300 | Brake Disk | Disque de frein | 1 | 1 |
| N 21→22 | 417 300 050 | Belt Guard Ass'y | Garde-courroie ass. | 1 | 1 |
| N 22 | 516 000 132 | Warning Label | Étiquette d'avertissement | 1 | 1 |
| 23 | 414 115 200 | Tie Rap | Attache | @ | @ |
| 24 | 418 001 717 | Decal (Suspension Adjustment) | Décalque (ajustement suspension) | 1 | 1 |
| 25 | 414 473 200 | Phillips Self Tapping Screw | Vis autotaraudeuse cruciforme | 2 | 2 |
| 26 | 414 440 800 | Set Screw | Vis de pression | 1 | 1 |
| 27 | 518 202 100 | Pulley Guard Bracket | Attache garde poulie | 1 | 1 |
| 28 | 518 317 000 | Pulley Guard Support | Support garde poulie | 1 | 1 |
| 29 | 390 409 600 | Pop Rivet | Rivet pop | 3 | 3 |
| 30 | 390 402 200 | Pop Rivet | Rivet pop | 2 | 2 |
| N 31 | 515 175 307 | Brake Housing | Logement de frein | 1 | 1 |
| 32 | 415 025 500 | Switch Decal | Décalque d'interrupteur | 1 | 1 |

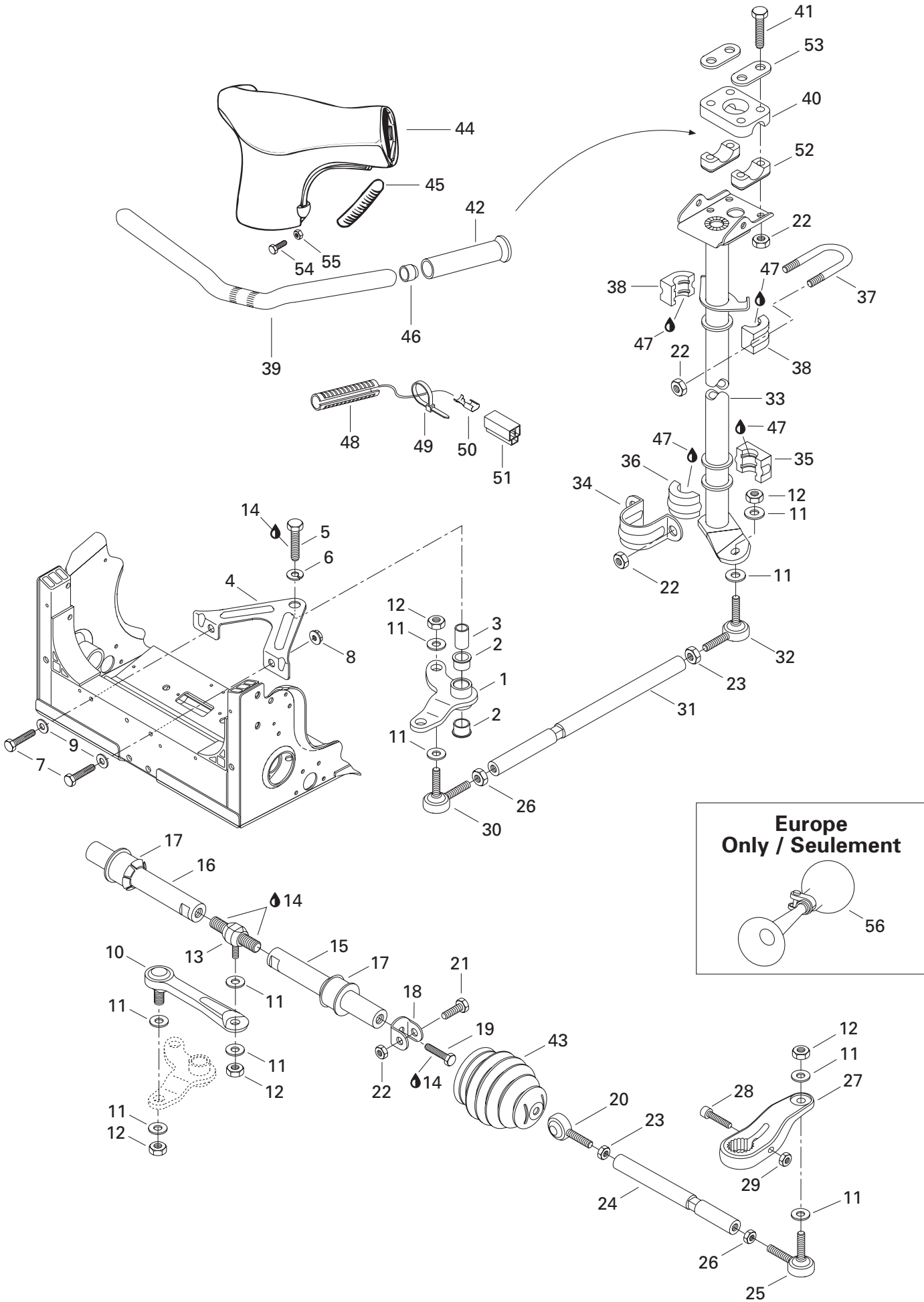




Steering System

Système de direction

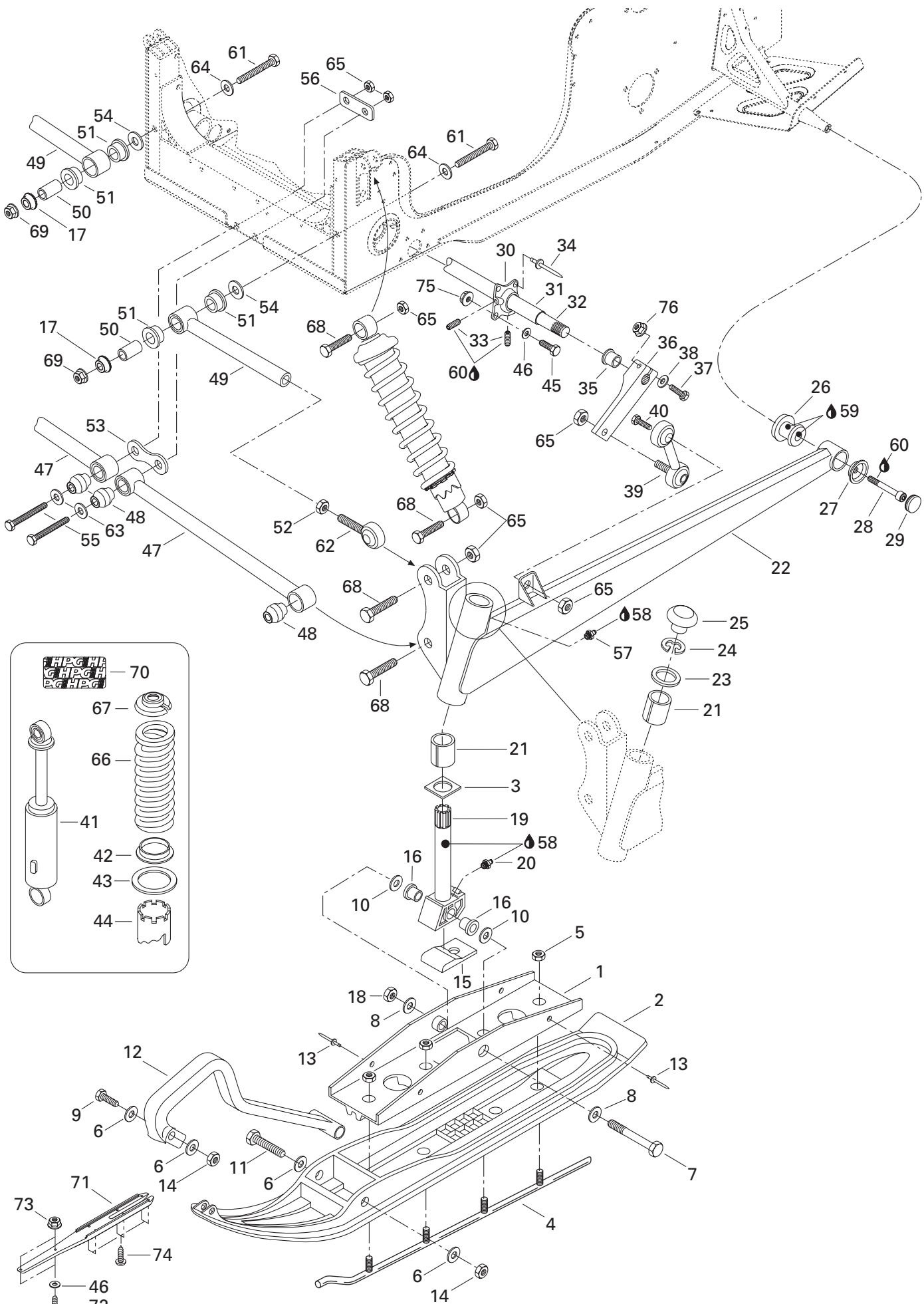
| | | | M A C H | M A C H |
|-------------|-------------|-----------------------------------|---------------------------------------|------------------|
| | | | 1 | 1 - R |
| 1 | 506 129 500 | Pivot Arm | Bras de pivot | 1 1 |
| 2 | 415 041 100 | Cushion | Coussinet | 2 2 |
| 3 | 506 131 500 | Pivot | Pivot | 1 1 |
| 4 | 506 138 400 | Pivot Support | Support de pivot | 1 1 |
| 5 | 207 006 044 | Hex. Screw M10 x 60 | Vis hex .M10 x 60 | 1 1 |
| 6 | — XXX — | Lock Washer 10 mm | Rondelle frein 10 mm | 1 1 |
| 7 | 207 066 044 | Hex. Screw M6 x 60 | Vis hex .M6 x 60 | 2 2 |
| 8 | 233 261 414 | Elastic Flanged Stop Nut M6 | Écrou élastique à épaulement M6 | 2 2 |
| 9 | 224 061 121 | Flat Washer | Rondelle plate | 2 2 |
| 10 | 415 059 800 | Ball Stud Lever | Levier à rotule | 1 1 |
| 11 | 503 175 800 | Washer | Rondelle | 12 12 |
| 12 | 732 610 042 | Elastic Stop Nut M10 | Écrou d'arrêt élastique M10 | 6 6 |
| 13 | 415 053 300 | Ball Joint-Double | Joint à rotule-double | 1 1 |
| 14 | 413 707 400 | Loctite 271, 10cc | Loctite 271, 10cc | @ @ |
| 15 | 506 129 400 | Sliding Bar-Short | Barre coulissante-courte | 1 1 |
| 16 | 506 129 402 | Sliding Bar-Long | Barre coulissante-longue | 1 1 |
| 17 | 572 108 500 | Cushion | Coussinet | 2 2 |
| 18 | 506 138 300 | Bracket | Attache | 2 2 |
| 19 | 222 002 565 | Hex. Screw M10 x 25 | Vis hex .M10 x 25 | 2 2 |
| 20 | 415 048 600 | L.H. Ball Joint | Joint à rotule GA | 2 2 |
| 21 | 222 084 065 | Hex. Screw M8 x 40 | Vis hex .M8 x 40 | 2 2 |
| 22 | 232 581 414 | Elastic Stop Nut M8 | Écrou d'arrêt élastique M8 | 10 10 |
| 23 | 732 610 011 | Jam Nut M10 | Écrou d'arrêt M10 | 3 3 |
| 24 | 506 129 600 | Tie-Rod | Barre d'accouplement | 2 2 |
| 25 | 415 012 400 | Ball Joint | Joint à rotule | 2 2 |
| 26 | 732 610 010 | Jam Nut M10 | Écrou d'arrêt M10 | 3 3 |
| N 27 | 506 151 157 | R.H. Steering Arm | Bras de direction DR | 1 1 |
| N | 506 151 159 | L.H. Steering Arm | Bras de direction GA | 1 1 |
| 28 | 222 983 565 | Allen Screw M8 x 35 | Vis Allen M8 x 35 | 2 2 |
| 29 | 232 581 414 | Elastic Nut M8 | Écrou élastique M8 | 2 2 |
| 30 | 414 768 000 | R.H. Ball Joint | Joint à rotule DR | 1 1 |
| 31 | 506 131 200 | Tie-Rod | Barre d'accouplement | 1 1 |
| 32 | 414 768 100 | L.H. Ball Joint | Joint à rotule GA | 1 1 |
| N 33 | 506 151 169 | Main Tube | Arbre de direction | 1 1 |
| 34 | 517 126 200 | Retaining Support | Support de retenue | 1 1 |
| 35 | 572 064 400 | Lower Half Bushing | Demi-douille inférieure | 1 1 |
| 36 | 572 064 500 | Upper Half Bushing | Demi-douille supérieur | 1 1 |
| 37 | 506 060 600 | «U» Clamp | Bride en «U» | 1 1 |





Steering System Système de direction

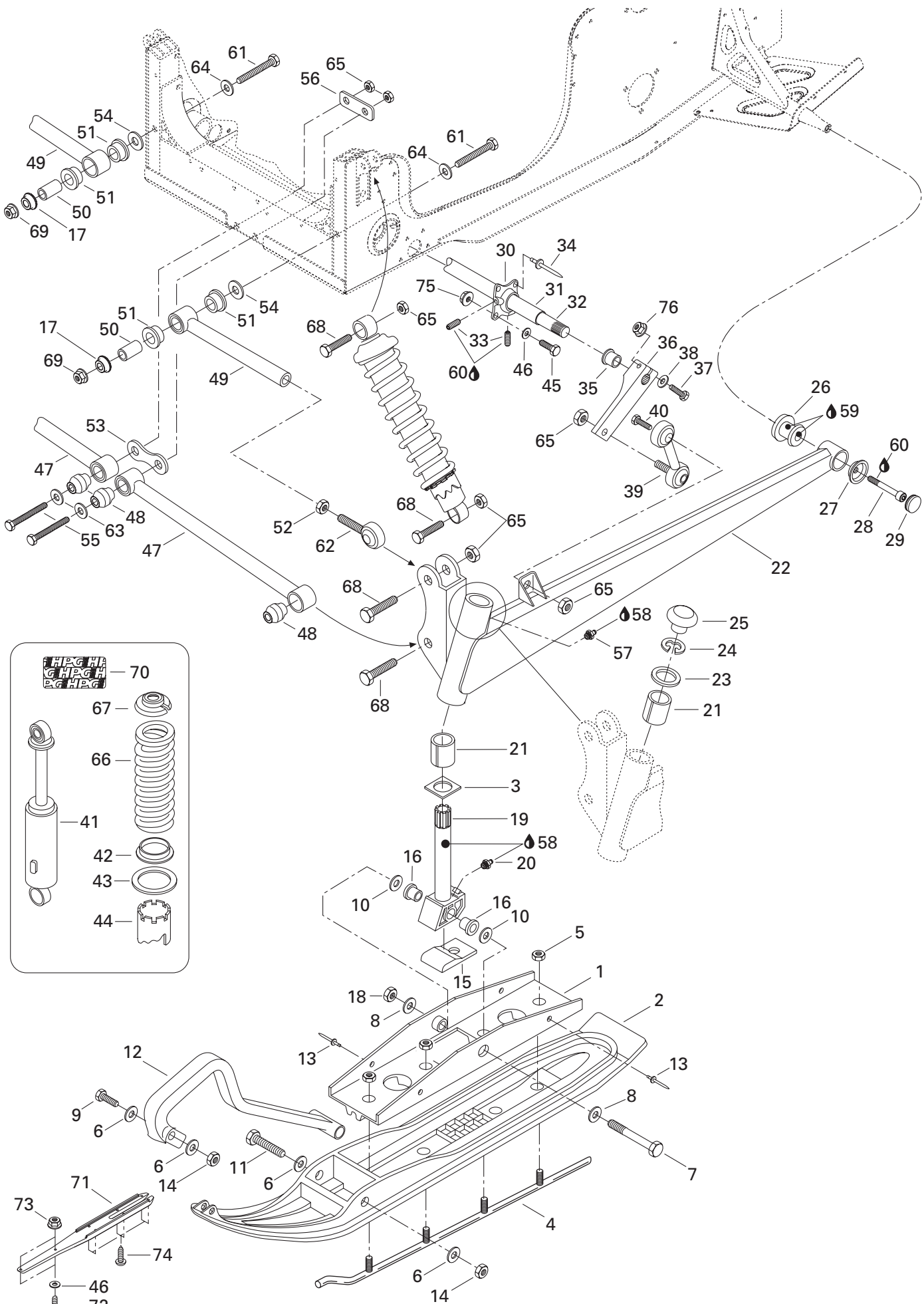
| | | | M A C H | M A C H |
|-------------|-------------|--------------------------------|---------------------------------------|------------------|
| | | | 1 | 1 - R |
| 38 | 572 067 100 | Half Bushing | Demi-douille | 2 2 |
| 39 | 506 142 000 | Handle Bar | Guidon | 1 1 |
| 40 | 277 000 142 | Steering Clamp | Bride de direction | 1 1 |
| 41 | 222 085 565 | Hex. Screw M8 x 55 | Vis hex .M8 x 55 | 4 4 |
| 42 | 572 100 500 | Handle Grip | Gaine de poignée | 2 2 |
| 43 | 570 054 100 | Tie-Rod Cap | Capuchon de timonerie | 2 2 |
| N 44 | 506 151 182 | Steering Padding | Rembourrage de guidon | 1 1 |
| 45 | 572 106 200 | Keyway | Mortaise | 2 2 |
| 46 | 572 081 900 | Handle Bar End | Bout de guidon | 2 2 |
| 47 | 413 711 500 | Synthetic Grease | Graisse synthétique | @ @ |
| 48 | 410 110 000 | Heating Grip | Poignée chauffante | 2 2 |
| 49 | 293 750 001 | Tie Rap | Attache | 2 2 |
| N 50 | 515 175 252 | Female Terminal | Terminal femelle | 3 3 |
| 51 | 409 204 300 | Female Connector Housing | Logement de raccord femelle | 1 1 |
| 52 | 414 491 600 | Steering Support | Support de guidon | 2 2 |
| N 53 | 506 151 196 | Reinforcement | Renfort | 2 2 |
| 54 | 222 852 065 | Screw Phillips M5 x 20 | Vis cruciforme M5 x 20 | 2 2 |
| 55 | 228 751 045 | Elastic Flanged Nut M5 | Écrou élastique à épaulement M5 | 2 2 |
| 56 | 415 040 700 | Horn (Europe) | Avertisseur (Europe) | 1 1 |





Front Suspension and Ski Suspension avant et ski

| | | | | M A C H | M A C H |
|-------|-------------|---|---|------------------|------------------|
| | | | | 1 | 1 - R |
| N 1 | 505 070 251 | Bridge Ass'y | Pont ass. | 2 | 2 |
| N 2 | 505 070 189 | Flexible Ski Liner (Black) | Ski de plastique flexible (noir) | 2 | 2 |
| N | 505 070 190 | Flexible Ski Liner (Black) (Europe) | Ski de plastique flexible (noir) (Europe) | 2 | 2 |
| 3 | 506 081 200 | Wear Plate | Plaque d'usure | 2 | 2 |
| N 4-5 | 860 501 900 | Carbide Runner Kit | Ens. lisse de carbure | 1 | 1 |
| 5 | 228 501 045 | Elastic Locking Nut M10 | Écrou de blocage élastique M10 | 8 | 8 |
| 6 | 224 081 171 | Flat Washer 8 mm | Rondelle plate 8 mm | 8 | 8 |
| 7 | 230 022 044 | Hex. Screw M12 x 120 | Vis hex .M12 x 120 | 2 | 2 |
| 8 | 506 136 400 | Washer | Rondelle | 4 | 4 |
| 9 | 207 085 044 | Hex. Screw M8 x 50 | Vis hex .M8 x 50 | 2 | 2 |
| 10 | 732 900 048 | Washer | Rondelle | 4 | 4 |
| 11 | 230 080 044 | Hex. Screw M8 x 100 | Vis hex .M8 x 100 | 2 | 2 |
| 12 | 572 101 000 | Plastic Handle | Poignée de plastique | 2 | 2 |
| N 13 | 390 911 100 | Pop Rivet | Pop rivet | 4 | 4 |
| 14 | 232 581 414 | Elastic Stop Nut M6 | Écrou d'arrêt élastique M6 | 4 | 4 |
| 15 | 570 053 300 | Ski Stopper | Butée de ski | 2 | 2 |
| 16 | 414 530 600 | Cushion | Coussinet | 4 | 4 |
| 17 | 506 148 400 | Spacer | Entretoise | 2 | 2 |
| 18 | 228 521 045 | Elastic Stop Nut M12 | Écrou d'arrêt élastique M12 | 2 | 2 |
| 19-20 | 506 144 500 | Ski Leg | Jambe de ski | 2 | 2 |
| 20 | 408 200 700 | Grease Fitting | Raccord de graissage | 2 | 2 |
| 21 | 572 069 900 | Cushion | Coussinet | 4 | 4 |
| N 22 | 505 070 207 | R.H. Swing Arm | Bras oscillant DR | 1 | 1 |
| N | 505 070 208 | L.H. Swing Arm | Bras oscillant GA | 1 | 1 |
| 23 | 506 080 900 | Retaining Washer | Rondelle de retenue | 2 | 2 |
| 24 | 371 910 400 | Circlip | Circlip | 2 | 2 |
| 25 | 572 091 300 | Cap | Bouchon | 2 | 2 |
| 26 | 570 062 700 | Damper | Amortisseur de caoutchouc | 2 | 2 |
| 27 | 506 128 500 | Cup | Coupole | 2 | 2 |
| 28 | 222 902 565 | Socket Head Screw M10 x 25 | Vis creuse à 6 pans M10 x 25 | 2 | 2 |
| 29 | 572 045 900 | Cap | Capuchon | 2 | 2 |
| N 30 | 505 070 276 | R.H. Housing | Logement DR | 1 | 1 |
| | 506 138 900 | L.H. Housing | Logement GA | 1 | 1 |
| 31 | 506 136 200 | Main Tube | Tube principal | 1 | 1 |
| 32 | 506 134 300 | Stabilizator | Stabilisateur | 1 | 1 |
| 33 | 414 440 800 | Set Screw M8 x 10 | Vis d'ajustement M8 x 10 | 4 | 4 |
| 34 | 390 404 900 | Pop Rivet | Pop rivet | 6 | 6 |
| 35 | 415 039 500 | Cushion | Coussinet | 2 | 2 |

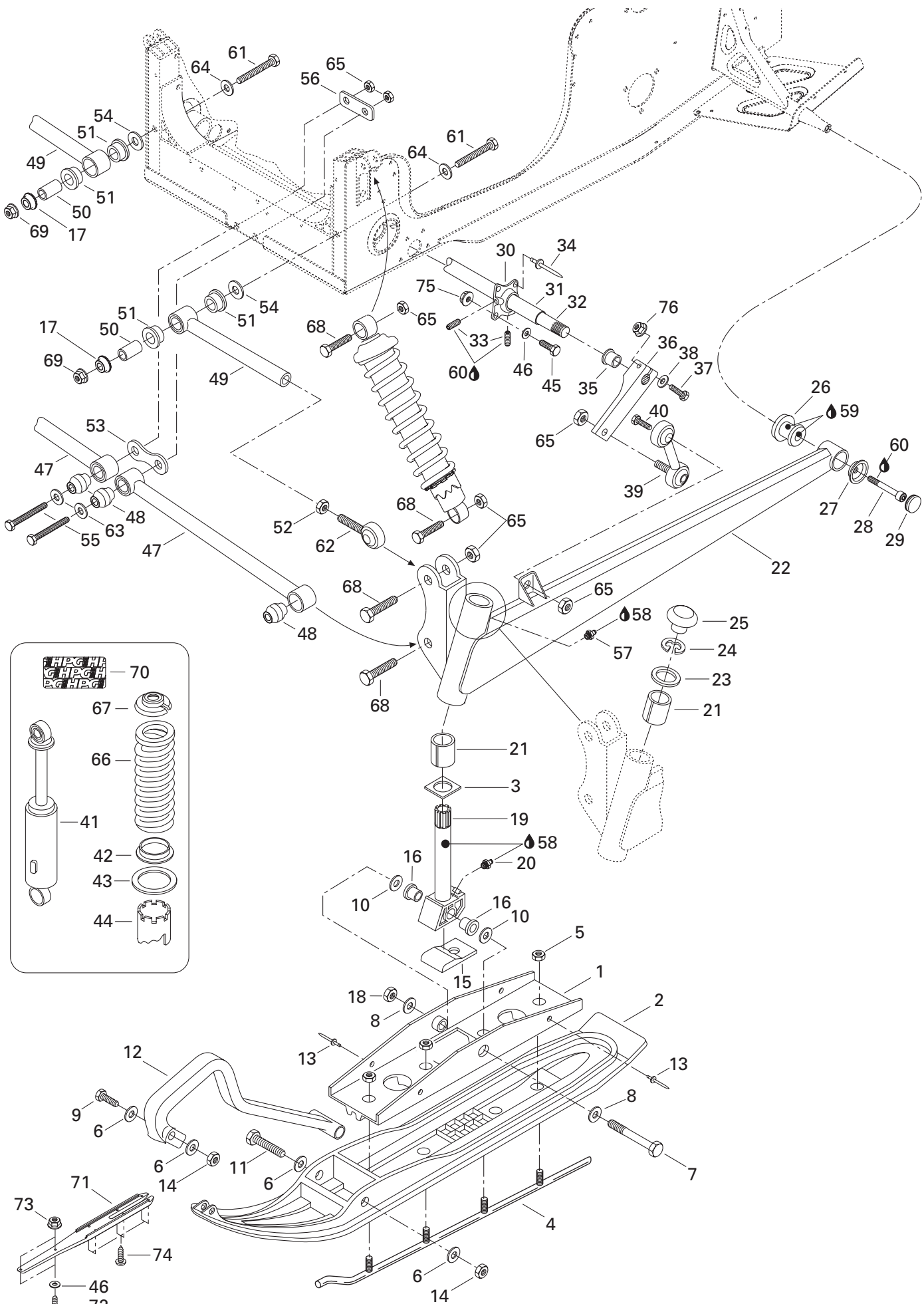




Front Suspension and Ski Suspension avant et ski

| M A C H | M A C H |
|------------------|------------------|
| 1 | 1 - R |

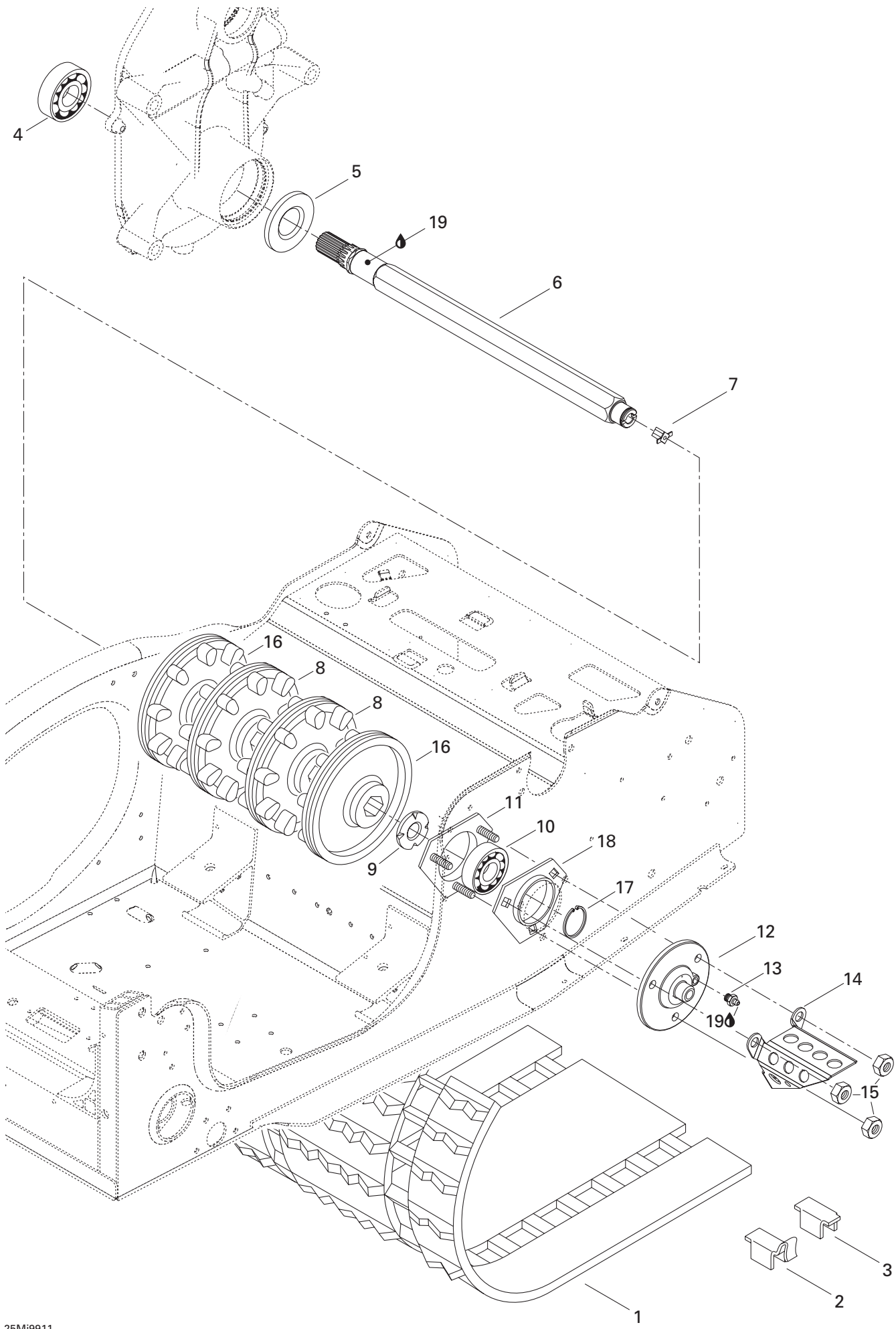
| | | | | | |
|---------|-------------|-----------------------------------|---------------------------------------|----|----|
| 36 | 506 134 402 | Stabilizer Lever | Levier stabilisateur | 2 | 2 |
| 37 | 207 084 544 | Hex. Screw M8 x 45 | Vis hex .M8 x 45 | 2 | 2 |
| 38 | 224 081 171 | Flat Washer 8 mm | Rondelle plate 8 mm | 2 | 2 |
| 39 | 415 101 400 | Double Ball Joint | Joint à rotule double | 2 | 2 |
| 40 | 207 103 544 | Hex. Screw M10 x 35 | Vis hex .M10 x 35 | 2 | 2 |
| N 41→44 | 505 070 289 | Front Shock | Amortisseur avant | 2 | 2 |
| 42 | 415 052 800 | Spring Guide | Guide de ressort | 2 | 2 |
| 43 | 415 052 900 | Thrust Washer | Rondelle d'appuie | 2 | 2 |
| 44 | 415 109 900 | Cam | Came | 2 | 2 |
| 45 | 222 062 565 | Hex. Screw M6 x 25 | Vis hex .M6 x 25 | 2 | 2 |
| 46 | 224 061 151 | Flat Washer 6 mm | Rondelle plate 6 mm | 6 | 6 |
| N 47→48 | 505 070 140 | Lower Arm Ass'y | Barreau inférieur ass. | 2 | 2 |
| N 48 | 505 070 025 | Bushing | Coussinet | 4 | 4 |
| N 49→51 | 505 070 131 | Adjustable Arm Ass'y | Barreau ajustable ass. | 2 | 2 |
| N 50 | 505 070 143 | Bushing | Douille | 2 | 2 |
| 51 | 506 149 100 | Cushion | Coussinet | 4 | 4 |
| 52 | 732 610 019 | Jam Nut M12 | Contre-écrou M12 | 2 | 2 |
| 53 | 506 147 900 | Plate | Plaque | 1 | 1 |
| 54 | 506 148 100 | Washer | Rondelle | 2 | 2 |
| 55 | 222 008 565 | Hex. Screw M10 x 85 | Vis hex .M10 x 85 | 2 | 2 |
| 56 | 506 148 300 | Plate | Plaque | 1 | 1 |
| 57 | 408 200 700 | Grease Fitting | Graisser | 2 | 2 |
| 58 | 413 711 500 | Synthetic Grease | Graisse synthétique..... | @ | @ |
| 59 | 293 550 014 | Grease, Super Lube #823-28 | Graisse, Super Lube #823-28 | @ | @ |
| 60 | 293 800 005 | Loctite 271, 10 ml. | Loctite 271, 10 ml. | @ | @ |
| 61 | 732 601 004 | Hex. Screw M10 x 110 | Vis hex .M10 x 110 | 2 | 2 |
| 62 | 415 068 400 | Ball Joint..... | Joint à rotule | 2 | 2 |
| 63 | 503 175 800 | Washer | Rondelle | 2 | 2 |
| 64 | 399 910 100 | Flat Washer | Rondelle plate | 2 | 2 |
| 65 | 228 501 045 | Elastic Locking Nut M10 | Écrou de blocage élastique M10 | 14 | 14 |
| 66 | 414 976 100 | Spring (Red) | Ressort (rouge) | 2 | 2 |
| 67 | 503 140 600 | Spring Stopper | Butée du ressort | 2 | 2 |
| 68 | 222 005 565 | Hex. Screw M10 x 55 | Vis hex .M10 x 55 | 8 | 8 |
| 69 | 228 701 045 | Elastic Flanged Nut M10 | Écrou élastique à épaulement M10 | 2 | 2 |
| N 70 | 516 000 182 | HPG Decal | Décalque HPG | 2 | 2 |
| N 71 | 505 070 232 | Proactive Control | Contrôle proactif..... | 2 | 2 |
| 72 | 205 452 546 | Socket Head Screw M5 x 25 | Vis creuse à 6 pans M5 x 25 | 4 | 4 |
| 73 | 228 751 045 | Elastic Flanged Nut M5 | Écrou élastique à épaulement M5 | 4 | 4 |





Front Suspension and Ski Suspension avant et ski

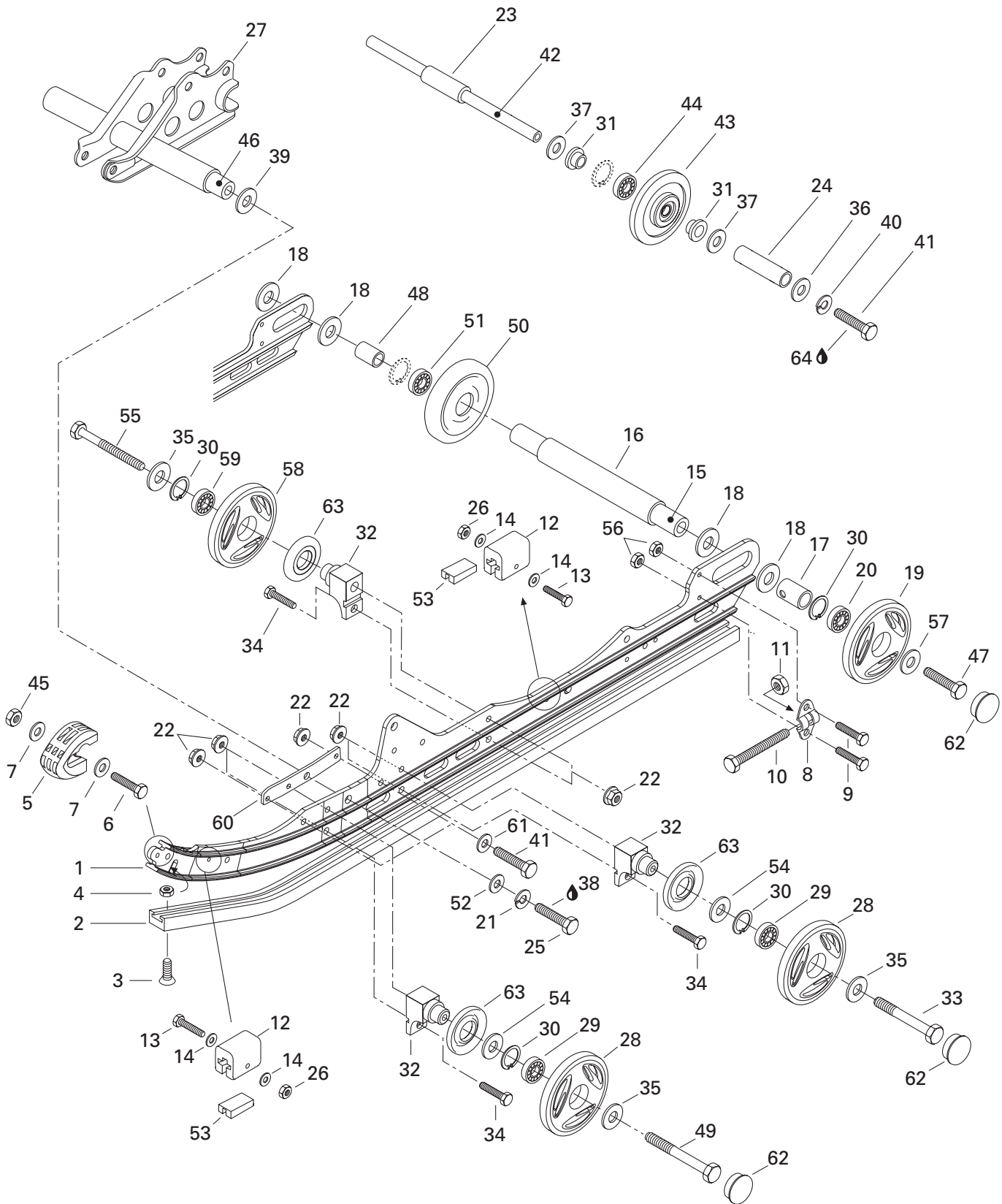
| | | | | M A C H | M A C H |
|-----------|-------------|------------------------------|---------------------------------------|------------------|------------------|
| | | | | 1 | 1 - R |
| 74 | 211 000 021 | Screw | Vis | 12 | 12 |
| 75 | 233 261 414 | Elastic Flanged Nut M6 | Écrou élastique à épaulement M6 | 2 | 2 |
| 76 | 228 781 045 | Elastic Flanged Nut M8 | Écrou élastique à épaulement M8 | 2 | 2 |





Drive Axle and Track Essieu moteur et chenille

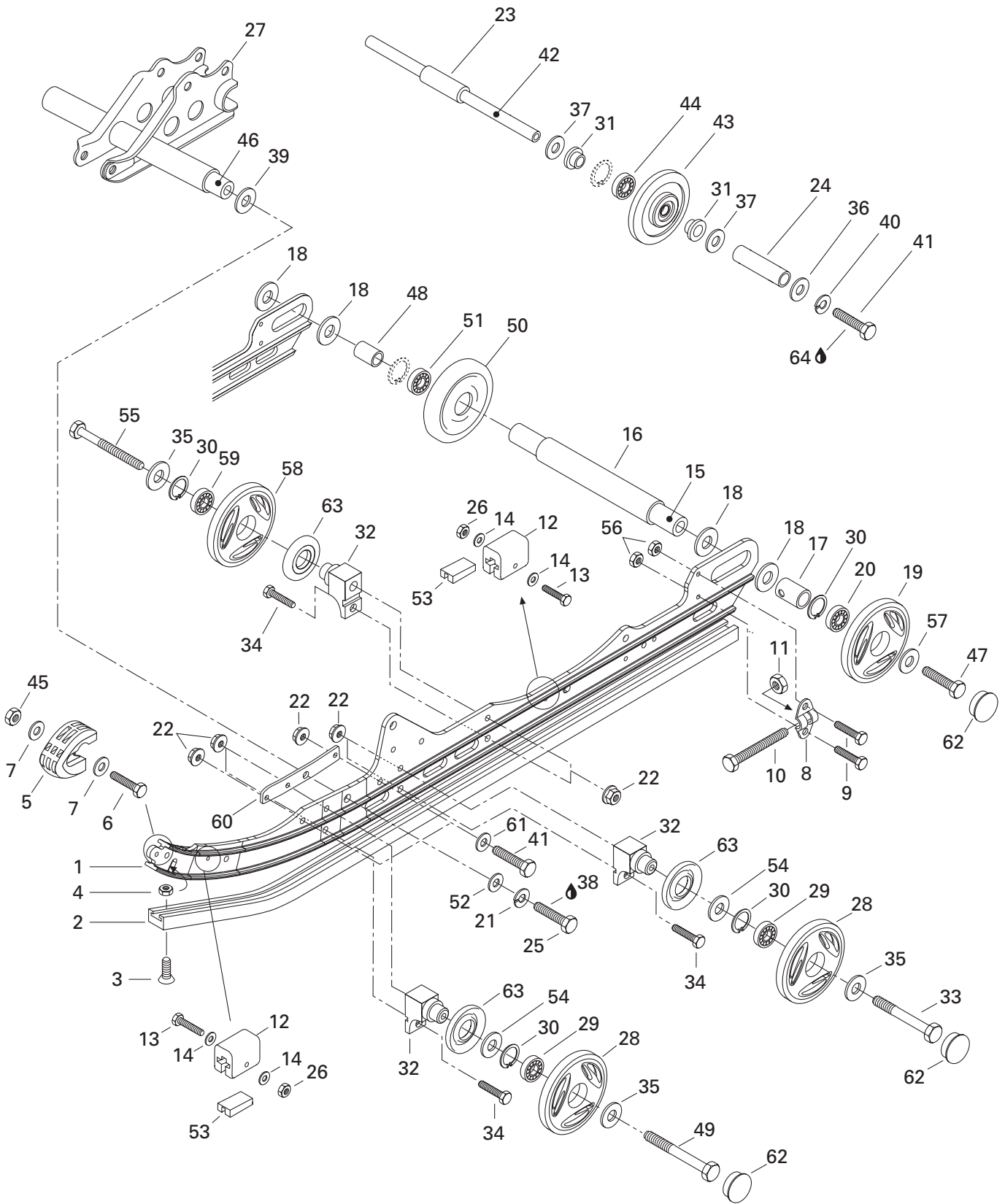
| | | | M A C H | M A C H |
|--------------|-------------|------------------------------------|--|------------------|
| | | | 1 | 1 - R |
| N 1-3 | 504 151 802 | Track | Chenille | 1 1 |
| 2 | 500 003 400 | Guide Cleat | Agrafe guide | 48 48 |
| N 3 | 504 151 828 | Cleat | Agrafe | 48 48 |
| 4 | 405 403 900 | Ball Bearing, 6206 | Roulement à billes, 6206 | 1 1 |
| 5 | 581 056 500 | Oil Seal | Joint d'étanchéité d'huile | 1 1 |
| 6 | 501 026 500 | Drive Axle | Arbre d'entraînement | 1 1 |
| 7 | 572 010 100 | Speedometer Drive Insert..... | Prise de l'indicateur de vitesse | 1 1 |
| 8 | 414 663 900 | 9-Tooth Sprocket | Barbotin 9 dents | 2 2 |
| 9 | 501 017 400 | Ball Bearing Protector | Protecteur de roulement à billes | 1 1 |
| 10 | 405 408 600 | Ball Bearing | Roulement à billes | 1 1 |
| 11 | 501 026 800 | Bearing Housing | Logement de roulement | 1 1 |
| N 12 | 504 151 836 | Flange (Speedo Drive Insert) | Flasque (Prise ind. vitesse) | 1 1 |
| 13 | 408 200 700 | Grease Fitting | Raccord de graissage | 1 1 |
| 14 | 517 290 100 | Cable Protector | Protecteur de câble | 1 1 |
| 15 | 232 581 414 | Elastic Stop Nut M8 | Écrou d'arrêt élastique M8..... | 3 3 |
| 16 | 414 990 800 | 9-Tooth Half Sprocket..... | Demi-barbotin 9 dents..... | 2 2 |
| 17 | 371 910 200 | Circlip | Circlip | 1 1 |
| 18 | 501 025 000 | Flange | Flasque | 1 1 |
| 19 | 413 711 500 | Synthetic Grease | Graisse synthétique..... | @ @ |





Rear Suspension Suspension arrière

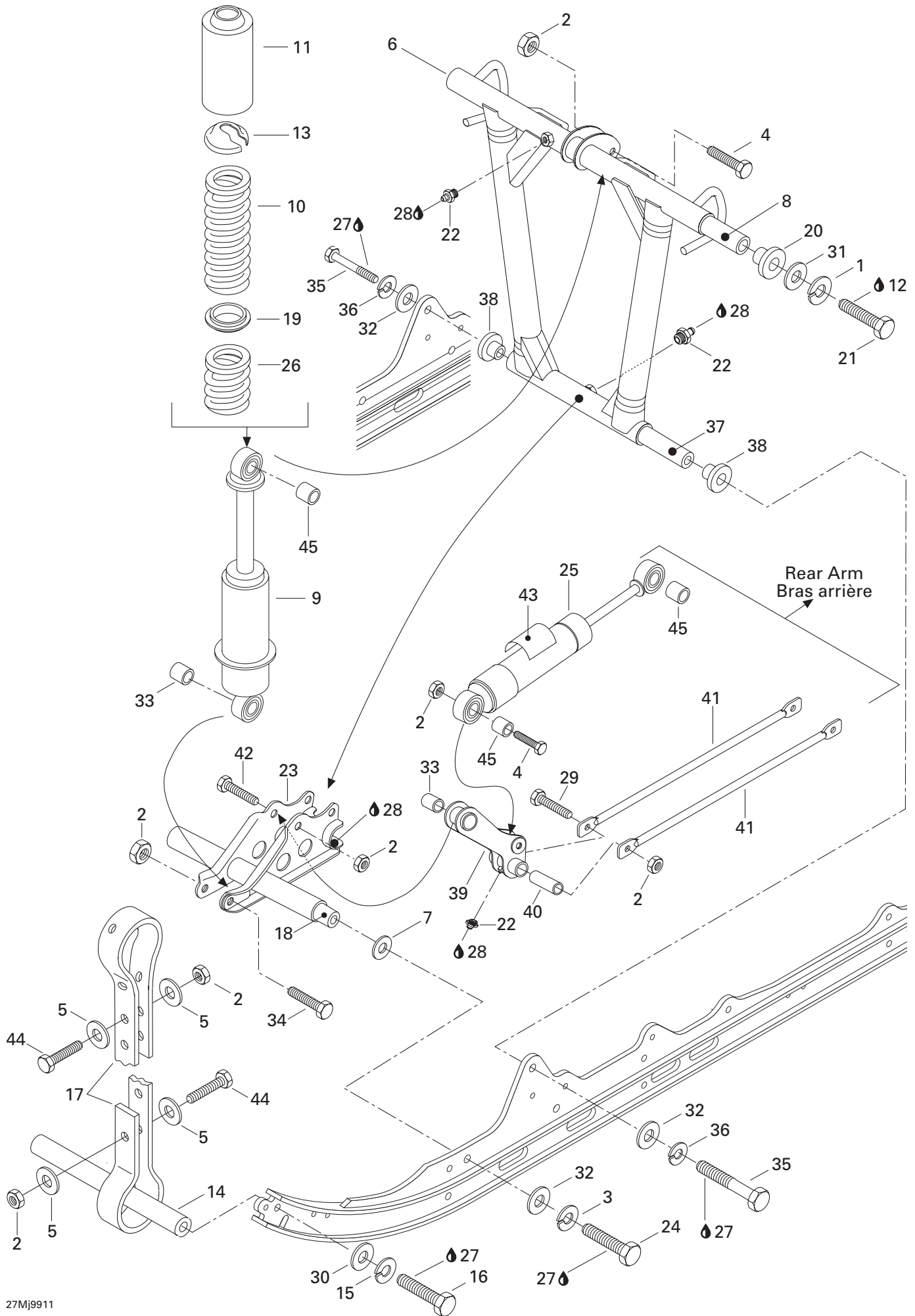
| | | | | M A C H | M A C H |
|-------|-------------|--------------------------------|---------------------------------|------------------|------------------|
| | | | | 1 | 1 - R |
| N 1 | 503 188 960 | Runner (121") | Rail (121") | 2 | 2 |
| 2 | 560 103 300 | Runner Shoe (121") | Glissière (121") | 2 | 2 |
| 3 | 216 362 560 | Countersunk Head Screw M6 x 25 | Vis à tête fraisée M6 x 25 | 2 | 2 |
| 4 | 228 561 045 | Elastic Stop Nut M6 | Écrou élastique M6 | 2 | 2 |
| 5 | 572 075 400 | Runner Protector | Protecteur de rail | 2 | 2 |
| 6 | 222 052 565 | Hex. Screw M5 x 25 | Vis hex .M5 x 25 | 2 | 2 |
| 7 | 391 301 600 | Washer | Rondelle | 4 | 4 |
| 8 | 503 155 300 | Tensioner | Tendeur | 2 | 2 |
| 9 | 222 062 065 | Hex. Screw M6 x 20 | Vis hex .M6 x 20 | 4 | 4 |
| N 10 | 230 100 044 | Hex. Screw M10 x 100 | Vis hex .M10 x 100 | 2 | 2 |
| 11 | 228 501 045 | Elastic Stop Nut M10 | Écrou élastique M10 | 2 | 2 |
| 12 | 570 063 000 | Rubber Stopper | Butée de caoutchouc | 4 | 4 |
| 13 | 222 054 065 | Hex. Screw M5 x 40 | Vis hex .M5 x 40 | 4 | 4 |
| 14 | 391 301 700 | Flat Washer | Rondelle plate | 8 | 8 |
| 15 | 503 160 700 | Rear Axle | Essieu arrière | 1 | 1 |
| 16 | 503 183 000 | Spacer (long) | Entretoise (longue) | 1 | 1 |
| N 17 | 503 189 075 | Outer Spacer | Entretoise extérieure | 2 | 2 |
| 18 | 503 180 400 | Washer | Rondelle | 4 | 4 |
| 19→20 | 572 097 703 | Wheel 165 | Roue d'engagement 165 | 2 | 2 |
| 20 | 405 404 500 | Ball Bearing 6205 | Roulement à billes 6205 | 2 | 2 |
| 21 | 224 721 218 | Lock Washer 12 mm | Rondelle-frein 12 mm | 2 | 2 |
| 22 | 228 781 045 | Elastic Flanged Nut M8 | Écrou élastique à épaulement M8 | 16 | 16 |
| 23 | 503 153 100 | Center Spacer | Entretoise centrale | 1 | 1 |
| N 24 | 503 188 951 | External Spacer | Entretoise extérieure | 2 | 2 |
| 25 | 222 024 065 | Hex. Screw M12 x 40 | Vis hex .M12 x 40 | 2 | 2 |
| 26 | 228 551 045 | Elastic Stop Nut M5 | Écrou d'arrêt élastique M5 | 4 | 4 |
| N 27 | 503 188 976 | Welded Shock Support | Support soudé d'amortisseur | 1 | 1 |
| 28→29 | 572 097 603 | Wheel 135 | Roue 135 | 4 | 4 |
| 29 | 405 404 500 | Ball Bearing 6205 | Roulement à billes 6205 | 4 | 4 |
| 30 | 371 901 700 | Circlip | Circlip | 8 | 8 |
| N 31 | 415 112 700 | Cushion | Coussinet | 4 | 4 |
| 32 | 503 174 600 | Support | Support | 6 | 6 |
| 33 | 207 088 544 | Hex. Screw M8 x 85 | Vis hex .M8 x 85 | 2 | 2 |
| 34 | 222 082 565 | Hex. Screw M8 x 25 | Vis hex .M8 x 25 | 6 | 6 |
| 35 | 503 183 100 | Washer | Rondelle | 6 | 6 |
| 36 | 503 183 200 | Washer (Yellow) | Rondelle (jaune) | 2 | 2 |
| 37 | 503 154 000 | Washer | Rondelle | 4 | 4 |
| 38 | 413 707 400 | Loctite 271, 10 c.c. | Loctite 271, 10 c.c. | @ | @ |





Rear Suspension Suspension arrière

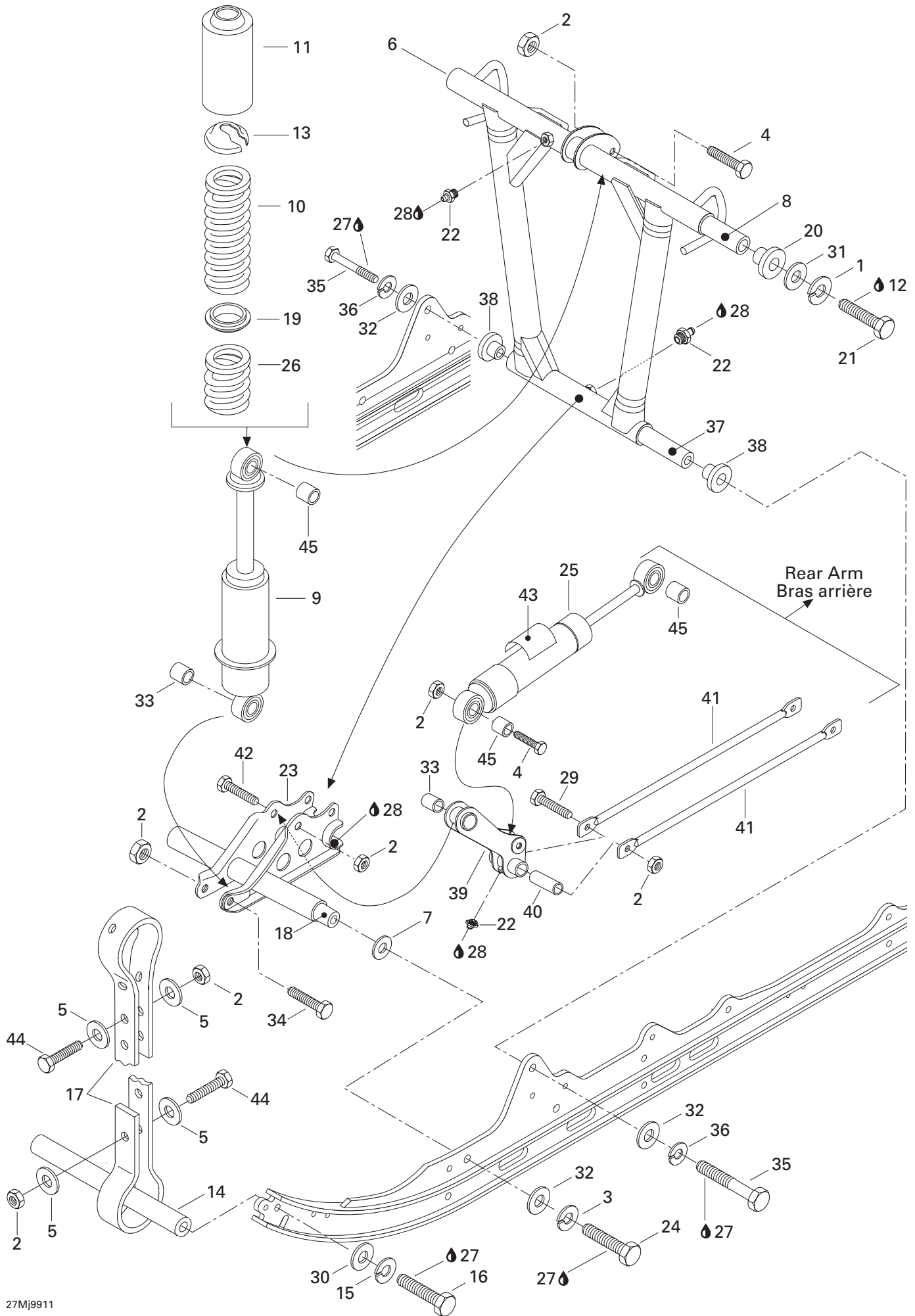
| | | | | M A C H | M A C H |
|---------|-------------|-----------------------------------|--|------------------|------------------|
| | | | | 1 | 1 - R |
| 39 | 503 175 400 | Hard Washer | Rondelle trempée | 2 | 2 |
| 40 | 224 781 140 | Lock Washer 8 mm | Rondelle-frein 8 mm | 2 | 2 |
| 41 | 222 083 065 | Hex. Screw M8 x 30 | Vis hex .M8 x 30 | 6 | 6 |
| 42 | 503 160 000 | Wheel Support Axle | Axe de roue de support | 1 | 1 |
| 43→44 | 572 018 900 | Idle Wheel | Roue de support | 2 | 2 |
| 44 | 405 404 500 | Ball Bearing 6205 | Roulement à billes 6205 | 2 | 2 |
| 45 | 228 551 045 | Elastic Stop Nut M5 | Écrou élastique M5 | 2 | 2 |
| 46 | 503 174 900 | Lower Axle | Axe inférieur | 1 | 1 |
| 47 | 732 601 002 | Hex. Screw | Vis hex. | 2 | 2 |
| 48 | 503 182 900 | Interior Spacer (Short) | Entretoise intérieure (courte) | 1 | 1 |
| 49 | 207 089 044 | Hex. Screw M8 x 90 | Vis hex .M8 x 90 | 2 | 2 |
| 50→51 | 572 045 800 | Wheel 165 | Roue 165 | 1 | 1 |
| 51 | 405 404 500 | Ball Bearing 6205 | Roulement à billes 6205 | 1 | 1 |
| 52 | 224 021 251 | Flat Washer 12 mm | Rondelle plate 12 mm | 2 | 2 |
| 53 | 572 084 800 | Reinforcement Stopper | Renfort de butée | 4 | 4 |
| 54 | 503 173 700 | Washer | Rondelle | 4 | 4 |
| 55 | 222 088 065 | Screw Hex. M8 x 80 | Vis hex .M8 x 80 | 2 | 2 |
| 56 | 233 261 414 | Flanged Elastic Stop Nut M6 | Écrou d'arrêt élastique à épaulement M6 .. | 4 | 4 |
| 57 | 503 183 300 | Washer | Rondelle | 2 | 2 |
| N 58→59 | 503 188 997 | Wheel 135 | Roue 135 | 2 | 2 |
| 59 | 405 404 500 | Ball Bearing 6205 | Roulement à billes 6205 | 2 | 2 |
| N 60 | 503 189 060 | Reinforcement Plate | Plaque de renfort | 2 | 2 |
| 61 | 224 081 171 | Flat Washer 8 mm | Rondelle plate 8 mm | 4 | 4 |
| 62 | 570 063 600 | Wheel Cap | Capuchon de roue | 6 | 6 |
| N 63 | 572 089 000 | Labyrinth Seal | Joint Labyrinthe | 6 | 6 |
| 64 | 293 800 015 | Loctite 242, 10 ml | Loctite 242, 10 ml | @ | @ |





Front Arm (RR. Susp.) Bras avant (susp. arr.)

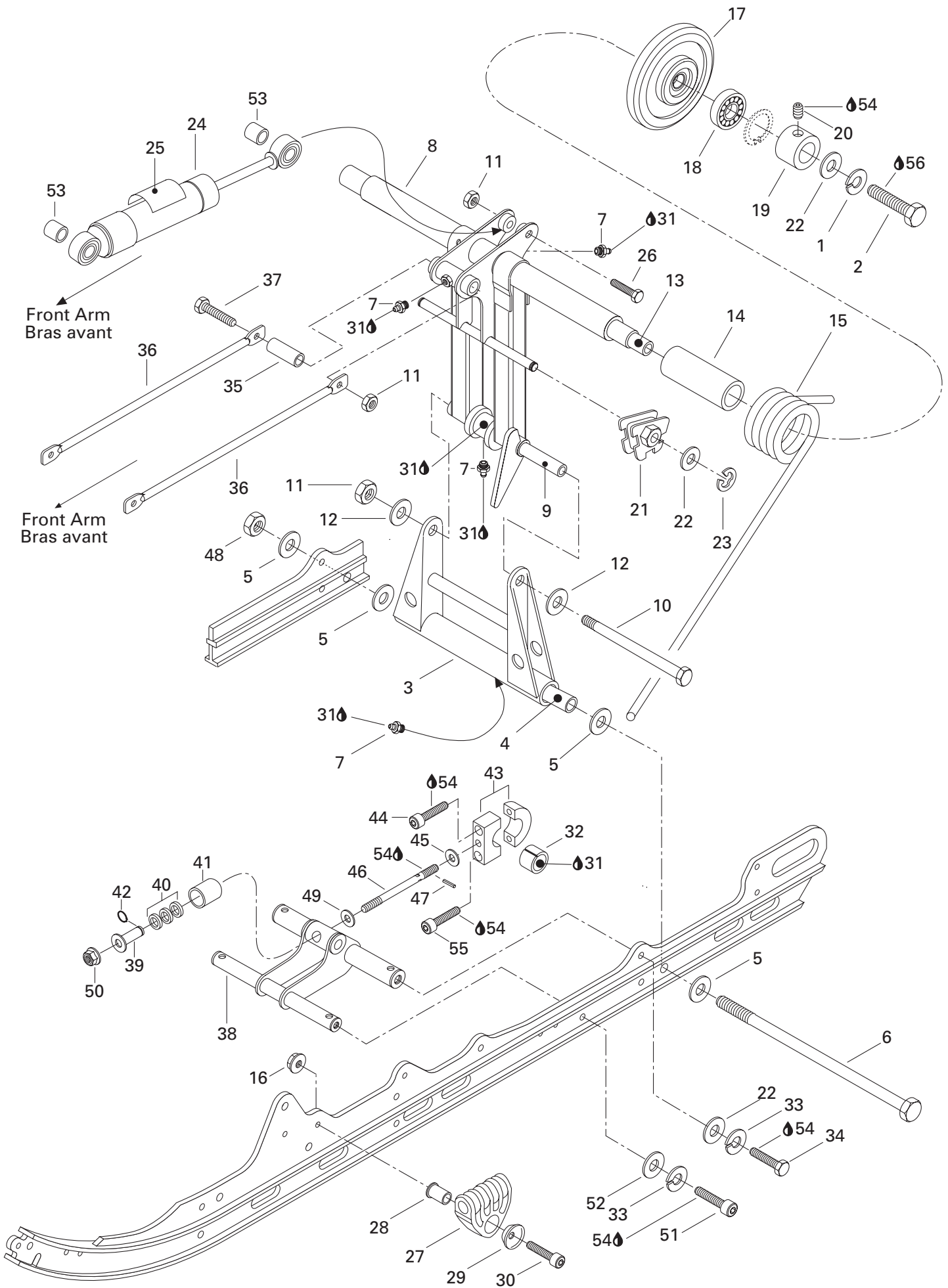
| | | | M A C H | M A C H |
|------|-------------|----------------------------------|---|------------------|
| | | | 1 | 1 - R |
| 1 | 234 101 601 | Lock Washer 10 mm | Rondelle-frein 10 mm | 2 2 |
| 2 | 232 581 414 | Elastic Stop Nut M8 | Écrou élastique M8 | 9 9 |
| 3 | 224 721 218 | Lock Washer 12 mm | Rondelle-frein 12 mm | 2 2 |
| 4 | 222 084 065 | Hex. Screw M8 x 40 | Vis hex .M8 x 40 | 2 2 |
| 5 | 517 078 700 | Washer | Rondelle | 8 8 |
| 6 | 503 171 100 | Welded Front Arm | Bras avant soudé | 1 1 |
| 7 | 503 175 400 | Hard Washer | Rondelle trempée | 2 2 |
| N 8 | 503 188 938 | Shaft | Arbre | 1 1 |
| 9 | 415 033 500 | Shock | Amortisseur | 1 1 |
| 10 | 415 090 600 | Shock Spring | Ressort d'amortisseur | 1 1 |
| N 11 | 503 188 930 | Protector | Protecteur | 1 1 |
| 12 | 293 800 015 | Loctite 242, 10 ml | Loctite 242, 10 ml | @ @ |
| 13 | 503 140 600 | Spring Stopper | Butée de ressort | 1 1 |
| 14 | 503 151 600 | Axle | Axe | 1 1 |
| 15 | 224 781 140 | Lock Washer 8 mm | Rondelle-frein 8 mm | 2 2 |
| 16 | 222 083 065 | Hex. Screw M8 x 30 | Vis hex .M8 x 30 | 2 2 |
| 17 | 570 069 300 | Stopper Strap | Courroie d'arrêt | 2 2 |
| 18 | 503 174 900 | Lower Axle (Shock Support) | Axe inférieur (support d'amortisseur) . | 1 1 |
| 19 | 503 182 200 | Spring Spacer | Espaceur de ressort | 1 1 |
| N 20 | 503 188 939 | Cushion | Coussinet | 2 2 |
| 21 | 207 006 044 | Hex. Screw M10 x 60 | Vis hex .M10 x 60 | 2 2 |
| 22 | 408 200 700 | Grease Fitting M6 | Raccord de graissage M6 | 3 3 |
| N 23 | 503 188 976 | Welded Shock Support | Support soudé d'amortisseur | 1 1 |
| 24 | 222 024 065 | Hex. Screw M12 x 40 | Vis hex .M12 x 40 | 2 2 |
| N 25 | 503 189 228 | Rear Shock | Amortisseur arrière | 1 1 |
| 26 | 415 090 500 | Spring | Ressort | 1 1 |
| 27 | 413 707 400 | Loctite 271, 10 cc | Loctite 271, 10 cc | @ @ |
| 28 | 413 711 500 | Synthetic Grease | Graisse synthétique | @ @ |
| 29 | 222 087 565 | Hex. Screw M8 x 75 | Vis hex .M8 x 75 | 1 1 |
| 30 | 224 081 171 | Flat Washer | Rondelle plate | 2 2 |
| 31 | 224 001 211 | Flat Washer 10 mm | Rondelle plate 10 mm | 2 2 |
| 32 | 224 021 251 | Flat Washer 12 mm | Rondelle plate 12 mm | 4 4 |
| 33 | 414 917 900 | Cushion | Coussinet | 2 2 |
| 34 | 222 085 565 | Hex. Screw M8 x 55 | Vis hex .M8 x 55 | 1 1 |
| 35 | 207 026 044 | Hex. Screw M12 x 60 | Vis hex .M12 x 60 | 2 2 |
| 36 | 224 721 218 | Lock Washer 12 mm | Rondelle-frein 12 mm | 2 2 |
| 37 | 503 182 000 | Lower Axle (Front Arm) | Axe inférieur (bras avant) | 1 1 |
| N 38 | 503 188 940 | Cushion | Coussinet | 2 2 |





Front Arm (RR. Susp.) Bras avant (susp. arr.)

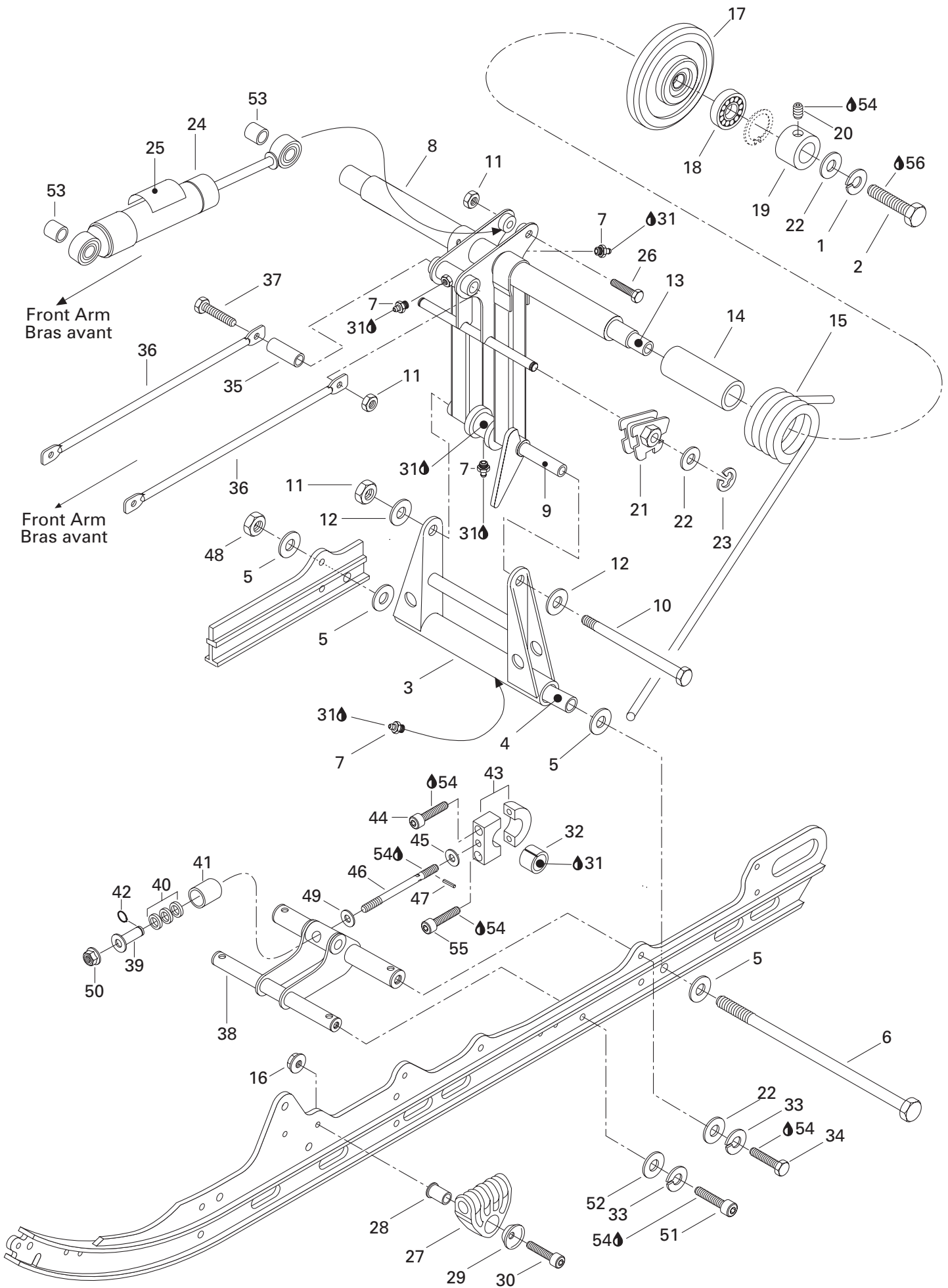
| | | | | M A C H | M A C H |
|-------------|-------------|--------------------------|-----------------------------------|------------------|------------------|
| | | | | 1 | 1 - R |
| 39 | 503 158 500 | Lever | Levier | 1 | 1 |
| 40 | 503 158 600 | Tie Rod Shaft | Axe de barre d'accouplement | 1 | 1 |
| 41 | 503 187 100 | Tie Rod | Barre d'accouplement | 2 | 2 |
| 42 | 207 085 044 | Hex. Screw M8 x 50 | Vis hex .M8 x 50 | 1 | 1 |
| N 43 | 516 000 182 | Shock Decal (HPG) | Décalque amortisseur (HPG) | 1 | 1 |
| 44 | 222 082 565 | Hex. Screw M8 x 25 | Vis hex .M8 x 25 | 4 | 4 |
| 45 | 414 936 000 | Cushion | Coussinet | 3 | 3 |





Rear Arm (RR. Susp.) Bras arrière (susp. arr.)

| | | | | M A C H | M A C H |
|--------------|-------------|-----------------------------------|--|------------------|------------------|
| | | | | 1 | 1 - R |
| 1 | 234 101 601 | Lock Washer 10 mm | Rondelle-frein 10 mm | 2 | 2 |
| 2 | 207 103 544 | Hex. Screw M10 x 35 | Vis hex .M10 x 35 | 2 | 2 |
| 3 | 503 169 200 | Pivot Welded Arm | Jumelle soudée | 1 | 1 |
| 4 | 503 154 703 | Lower Axle Pivot | Axe inférieur de jumelle | 1 | 1 |
| 5 | 224 081 201 | Washer | Rondelle | 4 | 4 |
| 6 | 732 601 198 | Bolt M8 | Boulon M8 | 1 | 1 |
| 7 | 408 200 700 | Grease Fitting M6 | Raccord de graissage M6 | 4 | 4 |
| N 8 | 503 188 961 | Welded Rear Arm | Bras arrière soudé | 1 | 1 |
| 9 | 503 144 300 | Upper Axle | Axe supérieur | 1 | 1 |
| 10 | 732 601 197 | Bolt M8 | Boulon M8 | 1 | 1 |
| 11 | 232 581 414 | Elastic Stop Nut M8 | Écrou élastique M8 | 3 | 3 |
| 12 | 224 081 171 | Washer | Rondelle | 2 | 2 |
| 13 | 503 168 700 | Transversal Rear Axle | Axe transversal arrière | 1 | 1 |
| 14 | 572 080 700 | Bushing | Douille | 2 | 2 |
| N 15 | 503 189 241 | R.H. Spring | Ressort DR | 1 | 1 |
| N | 503 189 242 | L.H. Spring | Ressort GA | 1 | 1 |
| 16 | 228 781 045 | Flanged Elastic Stop Nut M8 | Écrou d'arrêt élastique à épaulement M8 .. | 2 | 2 |
| 17→18 | 572 091 400 | Idler Wheel | Roue de support | 2 | 2 |
| 18 | 405 404 500 | Ball Bearing 6205 | Roulement à billes 6205 | 2 | 2 |
| 19 | 503 168 800 | Retaining Ring | Bague d'appui | 2 | 2 |
| 20 | 206 260 844 | Socket Set Screw M6 | Vis de pression allen M6 | 2 | 2 |
| 21 | 572 030 800 | L.H. Cam Adjuster | Came de réglage GA | 1 | 1 |
| | 572 030 900 | R.H. Cam Adjuster | Came de réglage DR | 1 | 1 |
| 22 | 224 001 211 | Washer 10 mm | Rondelle 10 mm | 6 | 6 |
| 23 | 371 907 100 | Circlip | Circlip | 2 | 2 |
| N 24 | 503 189 228 | Rear Shock | Amortisseur arrière | 1 | 1 |
| N 25 | 516 000 182 | Shock Decal (HPG) | Décalque amortisseur (HPG) | 1 | 1 |
| 26 | 207 085 044 | Hex. Screw M8 x 50 | Vis hex. M8 x 50 | 1 | 1 |
| N 27 | 503 188 933 | Spring Support | Support de ressort | 2 | 2 |
| N 28 | 503 188 934 | Spring Axle Guide | Axe-guide pour ressort | 2 | 2 |
| N 29 | 503 188 929 | Retainer Cushion | Coussinet de retenue | 2 | 2 |
| 30 | 222 984 565 | Socket Screw M8 x 45 | Vis allen M8 x 45 | 2 | 2 |
| 31 | 413 711 500 | Synthetic Grease | Graisse synthétique | @ | @ |
| 32 | 415 027 800 | Cushion | Coussinet | 1 | 1 |
| 33 | 234 100 602 | Lock Washer 10 mm | Rondelle-frein 10 mm | 4 | 4 |
| 34 | 207 103 044 | Hex. Screw M10 x 30 | Vis hex. M10 x 30 | 2 | 2 |
| 35 | 503 158 600 | Tie Rod Shaft | Axe de barre d'accouplement | 1 | 1 |
| 36 | 503 187 100 | Tie Rod | Tige d'accouplement | 2 | 2 |

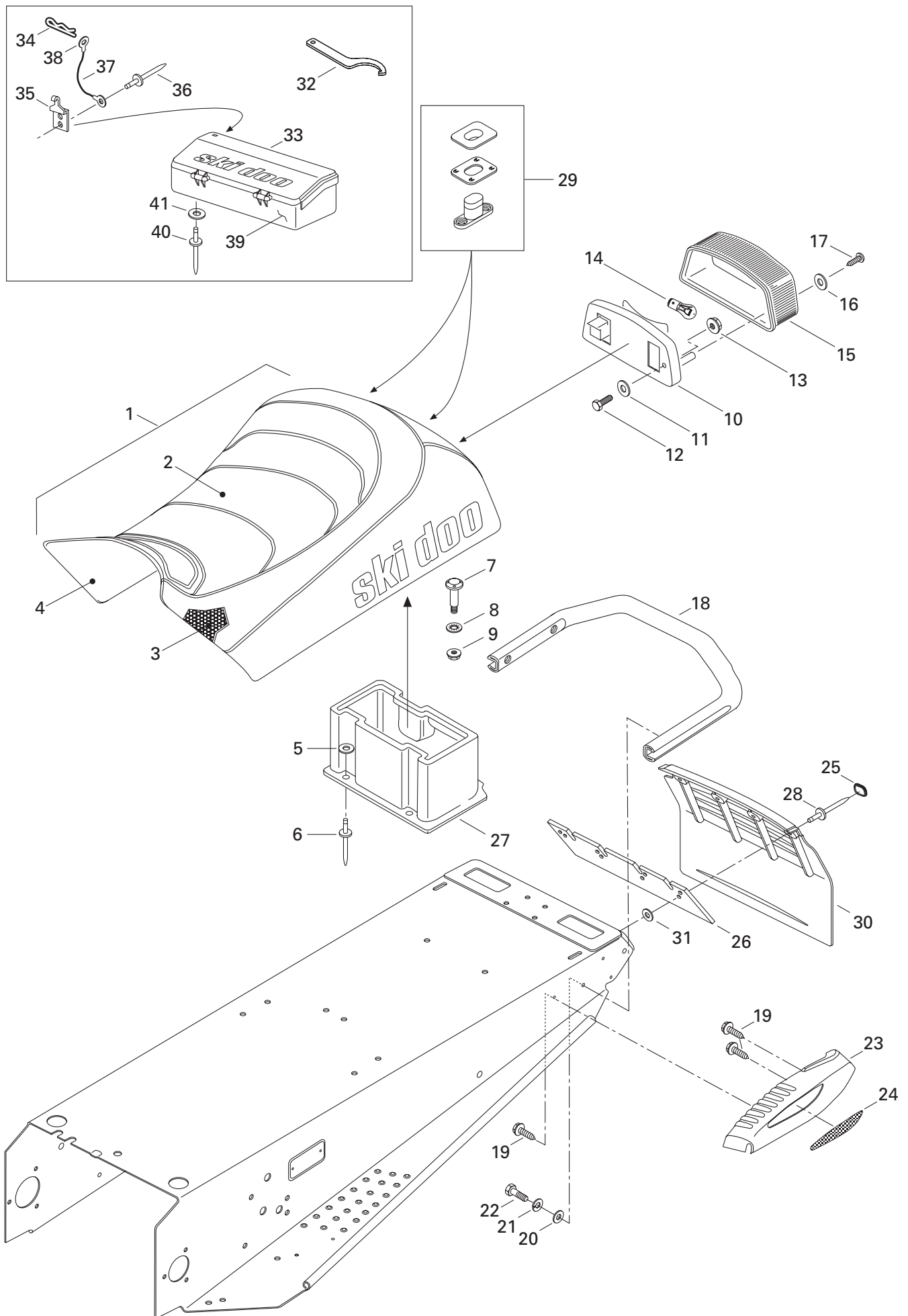




Rear Arm (RR. Susp.) Bras arrière (susp. arr.)

| M A C H | M A C H |
|------------------|------------------|
| 1 | 1 - R |

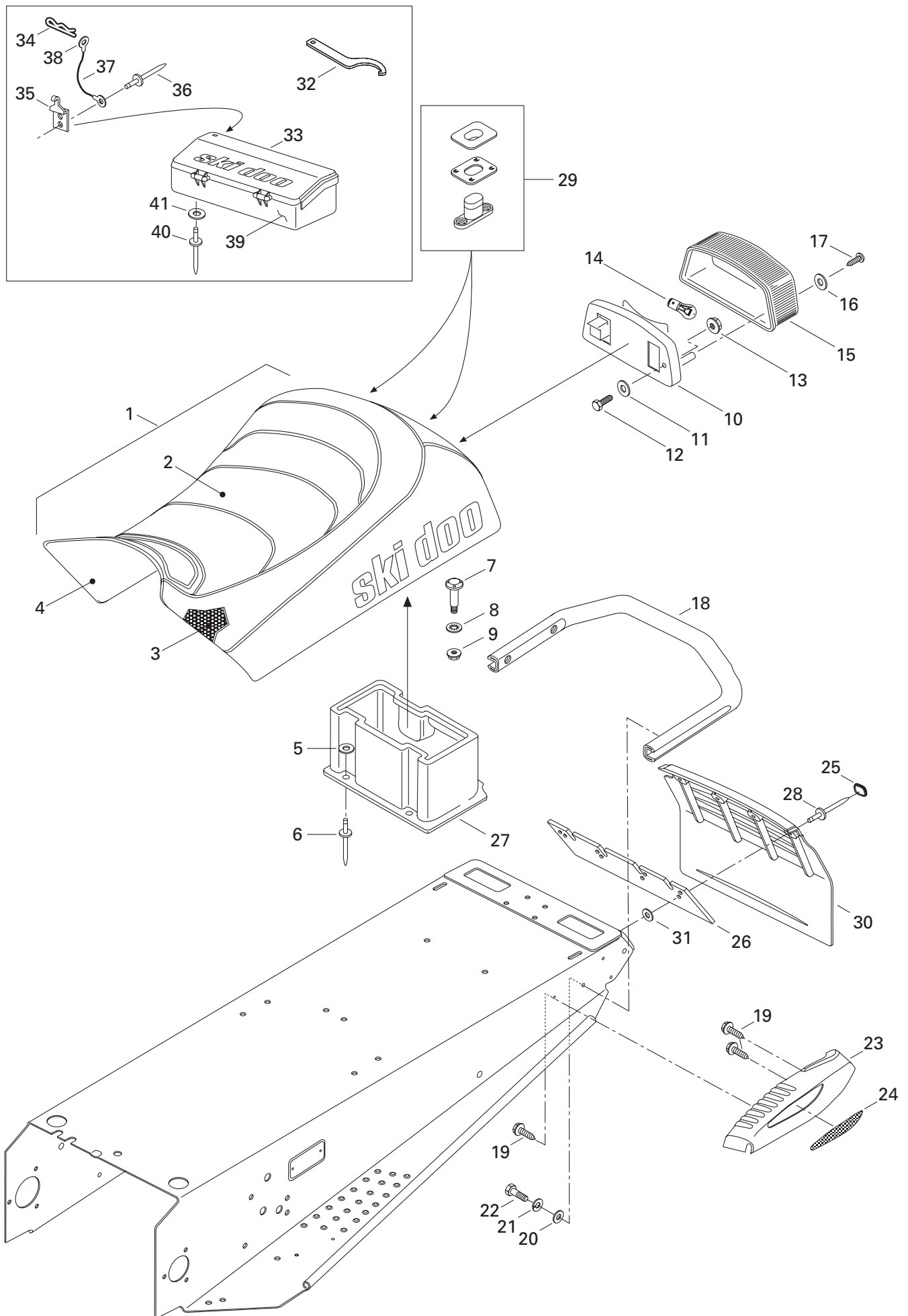
| | | | | | |
|----------------|-------------|----------------------------------|--|---|---|
| 37 | 222 087 565 | Hex. Screw M8 x 75 | Vis hex. M8 x 75 | 1 | 1 |
| N 38 | 503 188 969 | Bracket Weld | Attache soudée | 1 | 1 |
| 39 | 503 172 900 | Bushing Weld | Douille soudée | 1 | 1 |
| 40 | 570 049 600 | Rubber Stopper | Butée de caoutchouc | 3 | 3 |
| 41 | 503 103 600 | Cup | Coupole | 1 | 1 |
| 42 | 371 910 700 | Circlip | Circlip | 1 | 1 |
| N 43-47 | 503 189 044 | Pivot Block Ass'y | Bloc de pivot ass. | 1 | 1 |
| 44 | 222 983 065 | Socket Head Screw M8 x 30 | Vis creuse à 6 pans M8 x 30 | 1 | 1 |
| 45 | — XXX — | Washer | Rondelle | 1 | 1 |
| 46 | — XXX — | Threaded Rod | Tige filetée | 1 | 1 |
| 47 | 732 804 011 | Roll Pin | Goupille ressort | 1 | 1 |
| 48 | 228 781 045 | Nut Flanged Elastic M8 | Écrou élastique à épaulement M8 | 1 | 1 |
| 49 | 503 183 400 | Washer | Rondelle | 1 | 1 |
| 50 | 228 701 045 | Flanged Elastic Nut M10 | Écrou élastique à épaulement M10 | 1 | 1 |
| 51 | 222 903 565 | Socket Head Screw M10 x 35 | Vis creuse à 6 pans M 10 x 35 | 2 | 2 |
| 52 | 503 176 700 | Hard Washer 10 mm | Rondelle trempée 10 mm | 2 | 2 |
| 53 | 414 936 000 | Cushion | Coussinet | 2 | 2 |
| 54 | 413 707 400 | Loctite 271, 10 c.c. | Loctite 271, 10 c.c. | @ | @ |
| 55 | 222 983 065 | Socket Head Screw M8 x 30 | Vis creuse à 6 pans M 8 x 30 | 1 | 1 |
| 56 | 293 800 015 | Loctite 242, 10 ml | Loctite 242, 10 ml | @ | @ |





Seat and Accessories Siège et accessoires

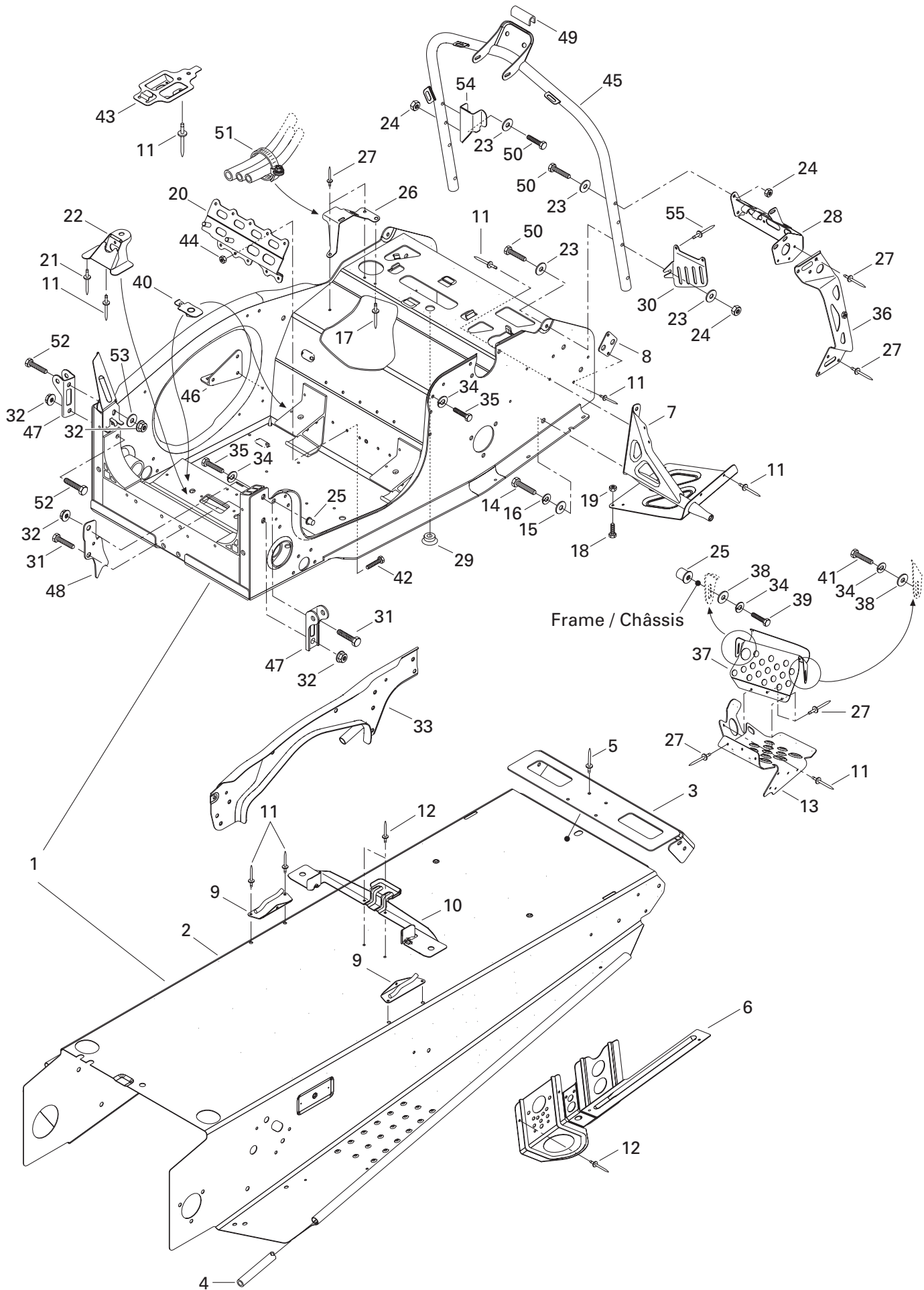
| | | | M A C H | M A C H |
|-------------|-------------|------------------------------------|---------------------------------------|------------------|
| | | | 1 | 1 - R |
| N 1 | — XXX — | Seat Ass'y | Siège ass. | 1 1 |
| N 2 | 510 003 594 | Seat Cover | Housse de siège | 1 1 |
| 3 | 415 046 302 | Foam Seat | Caoutchouc mousse | 1 1 |
| 4 | 572 088 200 | Sub-Seat | Sous-siège | 1 1 |
| 5 | 517 297 900 | Washer | Rondelle | 3 3 |
| 6 | 390 409 600 | Rivet | Rivet | 3 3 |
| 7 | 732 601 221 | «T» Bolt | Boulon en «T» | 2 2 |
| 8 | 732 610 072 | Push Nut | Écrou à pression | 2 2 |
| 9 | 228 761 045 | Elastic Flanged Stop Nut M6 | Écrou élastique à épaulement M6 | 2 2 |
| 10 | 414 513 600 | Taillamp Housing | Boîtier du feu arrière | 1 1 |
| 11 | 517 297 900 | Washer | Rondelle | 2 2 |
| 12 | 222 053 065 | Hex. Screw M5 x 30 | Vis hex. M5 x 30 | 2 2 |
| 13 | 228 751 045 | Elastic Flanged Stop Nut M5 | Écrou élastique à épaulement M5 | 2 2 |
| 14 | 410 504 000 | Bulb | Ampoule | 1 1 |
| 15 | 414 513 700 | Lens | Lentille | 1 1 |
| 16 | 414 516 400 | Plastic Washer | Rondelle de plastique | 2 2 |
| 17 | 732 601 253 | Phillips Tapping Screw | Vis cruciforme autotaraudeuse | 2 2 |
| 18 | 518 314 000 | Rear Bumper | Pare-chocs arrière | 1 1 |
| 19 | 365 901 100 | Self Tapping Screw M12 x 3/4 | Vis autotaraudeuse M12 x 3/4 | 6 6 |
| 20 | 224 081 171 | Flat Washer 8 mm | Rondelle plate 8 mm | 4 4 |
| 21 | 224 781 140 | Lock Washer 8 mm | Rondelle-frein 8 mm | 4 4 |
| 22 | 207 182 044 | Hex. Screw M8 x 20 | Vis hex. M8 x 20 | 4 4 |
| 23 | 572 092 200 | R.H. Moulding | Enjoliveur droit | 1 1 |
| | 572 092 300 | L.H. Moulding | Enjoliveur gauche | 1 1 |
| N 24 | 516 000 237 | Reflector R.H. | Réflecteur DR. | 1 1 |
| N | 516 000 238 | Reflector L.H. | Réflecteur GA. | 1 1 |
| N | 516 000 241 | Reflector R.H. Europe Only | Réflecteur DR. europe seul. | 1 1 |
| N | 516 000 242 | Reflector L.H. Europe Only | Réflecteur GA. europe seul. | 1 1 |
| 25 | 415 073 300 | Cap | Capuchon | 4 4 |
| 26 | 572 108 200 | Reinforcement | Renfort | 1 1 |
| 27 | 572 106 300 | Rear Trunk | Coffre arrière | 1 1 |
| 28 | 390 908 000 | Rivet | Rivet | 4 4 |
| 29 | 414 728 000 | Buckle-Seat | Boucle de siège | @ @ |
| 30 | 572 103 800 | Snow Guard | Garde-neige | 1 — |
| | 572 103 805 | Snow Guard | Garde-neige | — 1 |
| 31 | 517 225 900 | Washer | Rondelle | 4 4 |
| 32 | 529 034 100 | Adjuster Wrech (Suspension) | Clé de réglage (Suspension) | 1 1 |





Seat and Accessories Siège et accessoires

| | | | M A C H | M A C H |
|----------------|-------------|-----------------------------|---------------------------------------|------------------|
| | | | 1 | 1 - R |
| N 33-38 | 520 000 107 | <i>Tool Box Ass'y</i> | <i>Coffre à outils ass.</i> | 1 1 |
| 34 | 414 112 400 | Hair Pin | Goupille de sureté | 1 1 |
| 35 | 517 168 500 | Latch | Loquet | 1 1 |
| 36 | — XXX — | Rivet | Rivet | 2 2 |
| 37 | 414 407 400 | Steel Wire | Fil métallique | 1 1 |
| 38 | 561 502 800 | Ring Terminal | Cosse à anneau | 2 2 |
| 39 | 529 032 000 | Tool Kit (Not Shown) | Trousse d'outils (non illustré) | 1 — |
| N | 529 035 592 | Tool Kit (Not Shown) | Trousse d'outils (non illustré) | — 1 |
| 40 | 390 409 600 | Rivet | Rivet | 3 3 |
| 41 | 517 124 300 | Washer | Rondelle | 3 3 |



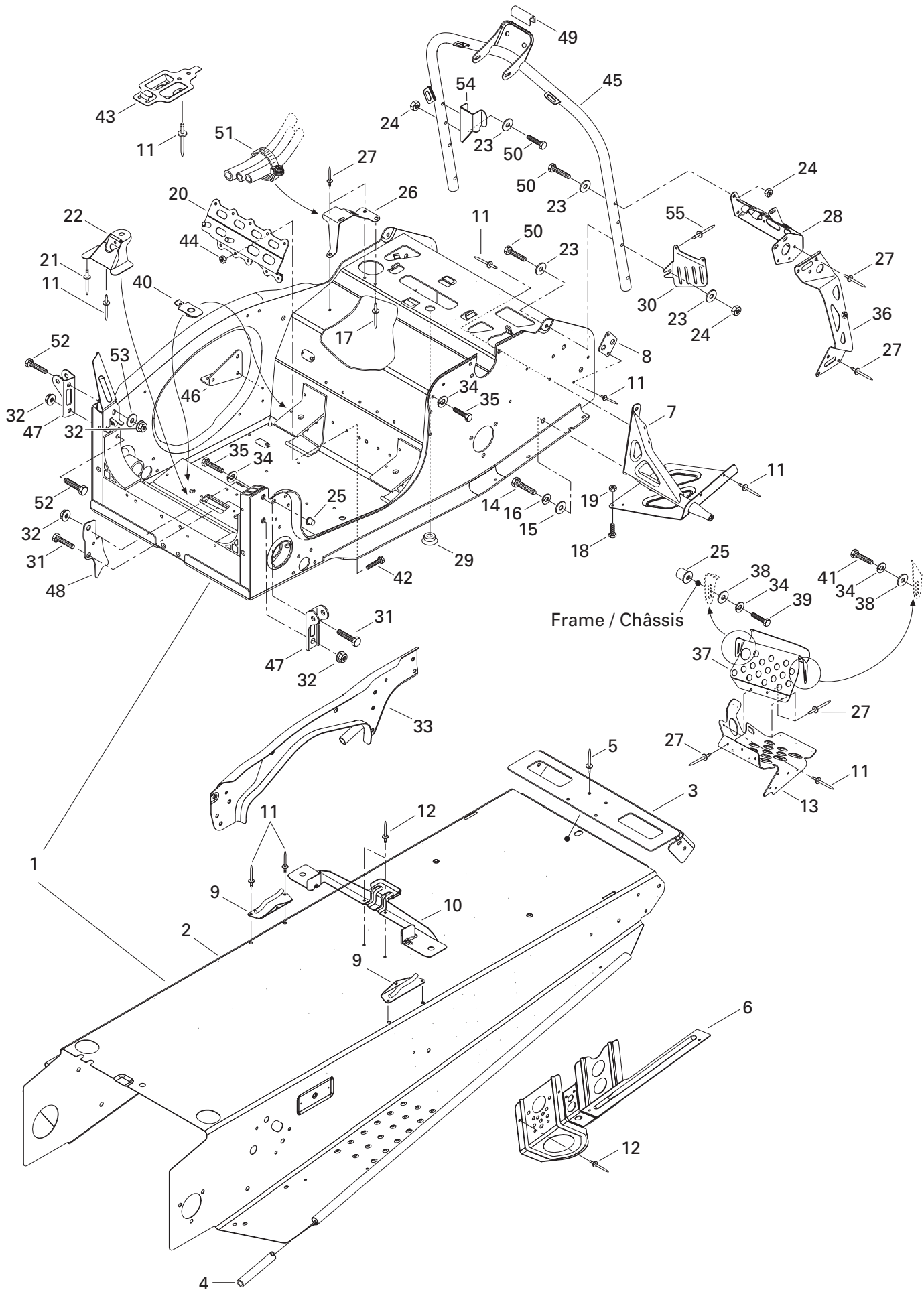


Frame and Accessories

Châssis et accessoires

| MACH | MACH |
|------|------|
| 1 | 1-R |

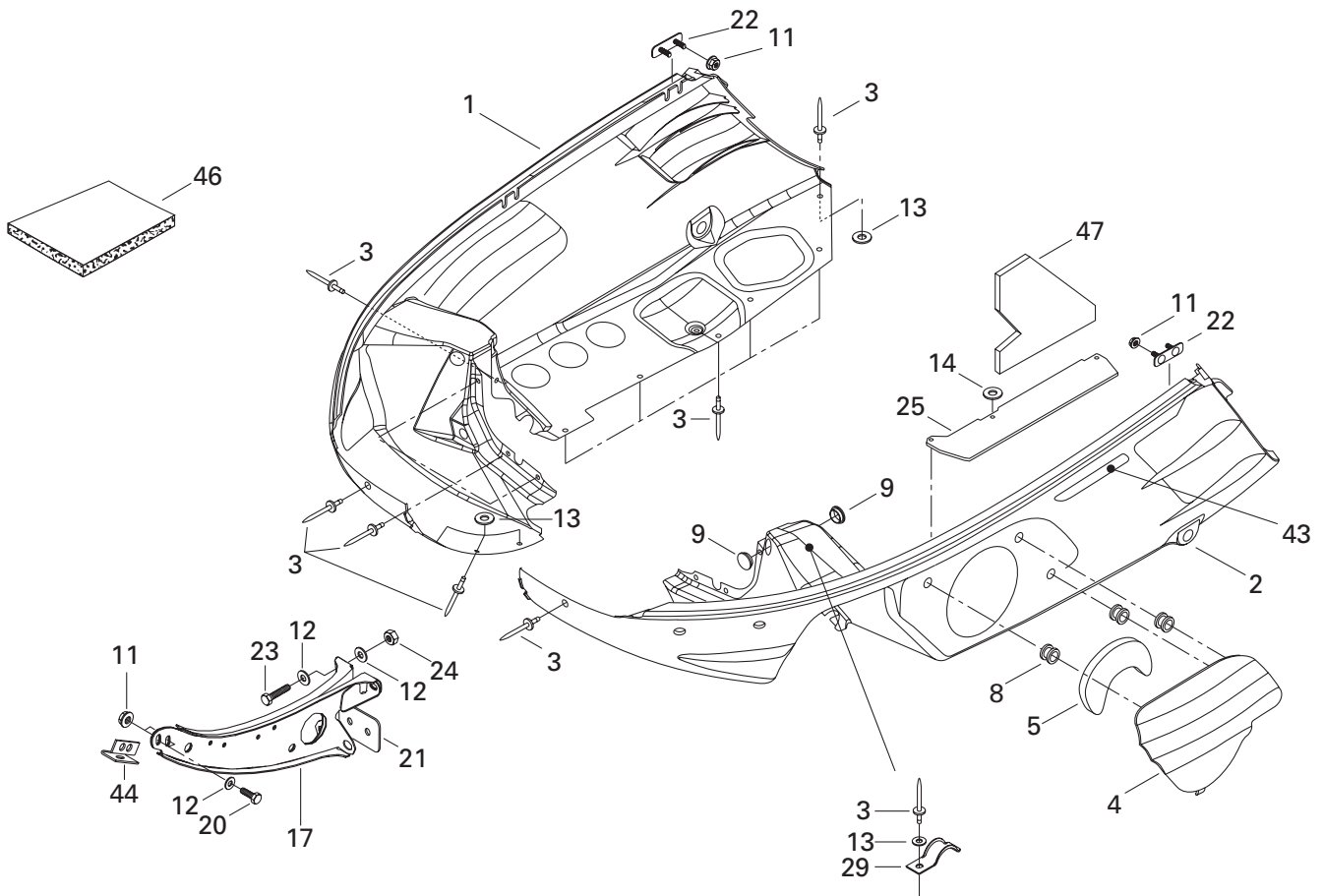
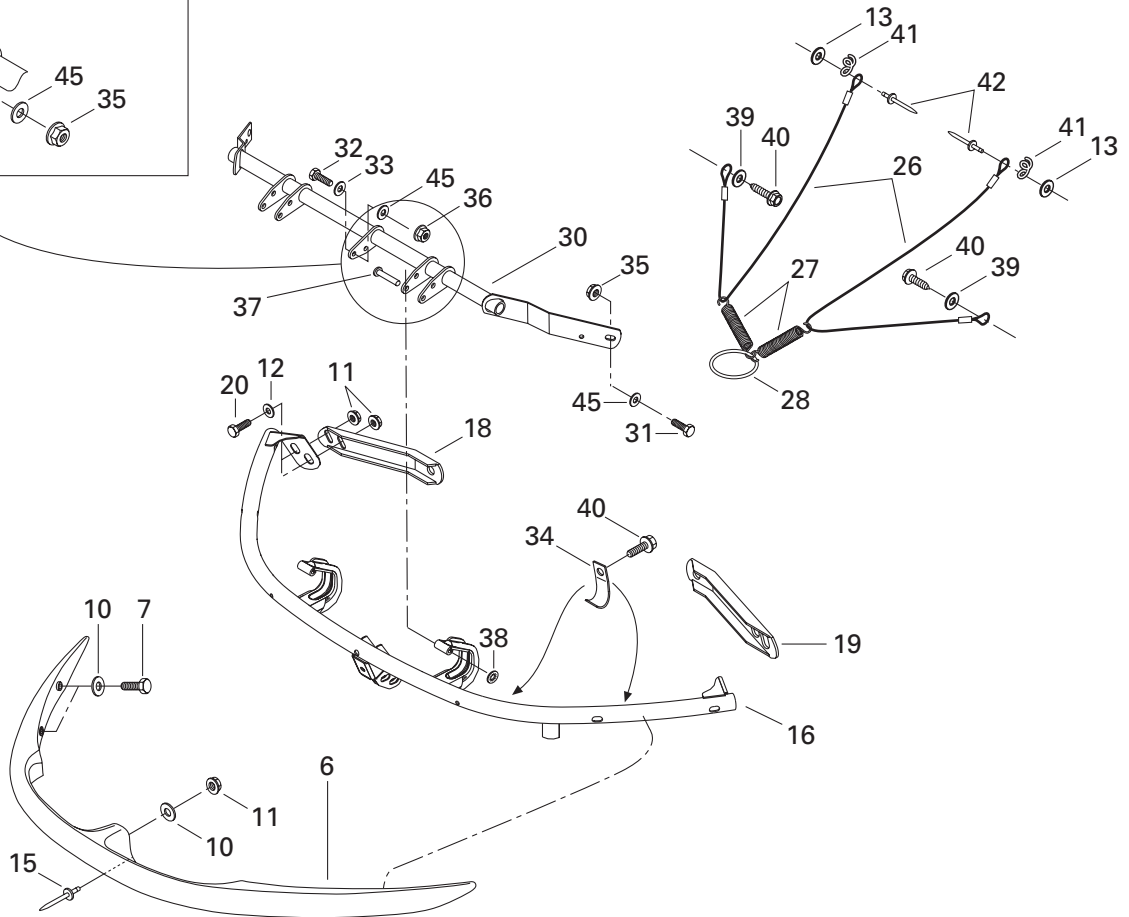
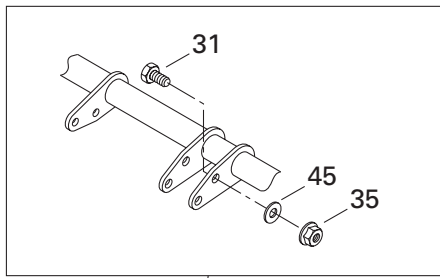
| | | | | | |
|---------------|-------------|------------------------------|---------------------------------------|----|----|
| N 1-22 | 518 321 630 | Frame Ass'y | Cadre ass. | 1 | 1 |
| N 2-4 | 518 321 658 | Tunnel | Tunnel | 1 | 1 |
| N 3 | 518 321 301 | Cap-End | Capuchon arrière | 1 | 1 |
| 4 | 518 304 746 | Footrest Reinforcement | Renfort de marche-pied | 2 | 2 |
| 5 | 390 402 200 | Pop Rivet | Rivet pop | 6 | 6 |
| N 6 | 518 321 447 | R.H. Rear Bracket | Attache arrière DR | 1 | 1 |
| N | 518 321 448 | L.H. Rear Bracket | Attache arrière GA | 1 | 1 |
| 7 | 518 317 522 | R.H. Footrest Support | Support de repose-pied DR | 1 | 1 |
| | 518 317 523 | L.H. Footrest Support | Support de repose-pied GA | 1 | 1 |
| 8 | 518 201 321 | Reinforcement | Renfort | 2 | 2 |
| 9 | 517 266 900 | R.H. Tank Bracket | Attache de réservoir DR | 1 | 1 |
| | 517 267 000 | L.H. Tank Bracket | Attache de réservoir GA | 1 | 1 |
| 10 | 518 317 506 | Seat Bracket | Attache de siège | 1 | 1 |
| 11 | 390 402 200 | Rivet | Rivet | @ | @ |
| 12 | 390 402 400 | Rivet | Rivet | 4 | 4 |
| N 13 | 518 321 433 | R.H. Footrest | Repose-pied DR | 1 | 1 |
| N | 518 321 434 | L.H. Footrest | Repose-pied GA | 1 | 1 |
| 14 | 207 103 544 | Hex. Screw M10 x 35 | Vis hex. M10 x 35 | 2 | 2 |
| 15 | 224 001 211 | Flat Washer 10 mm | Rondelle plate 10 mm | 2 | 2 |
| 16 | 224 701 170 | Lock Washer 10 mm | Rondelle frein 10 mm | 2 | 2 |
| N 17 | 390 911 200 | Rivet Chobert | Rivet Chobert | 1 | 1 |
| 18 | 207 151 644 | Hex. Screw M5 x 16 | Vis hex. M5 x 16 | 4 | 4 |
| 19 | 228 751 045 | Nut Flanged Elastic M5 | Écrou élastique à épaulement M5 | 4 | 4 |
| 20 | 518 317 510 | Steering Support | Support de direction | 1 | 1 |
| 21 | 390 910 300 | Rivet Henrob | Rivet Henrob | 6 | 6 |
| 22 | 518 317 509 | Pivot Arm Support | Support du bras pivot | 1 | 1 |
| 23 | 224 061 121 | Flat Washer | Rondelle plate | 10 | 10 |
| 24 | 228 561 045 | Elastic Stop Nut M6 | Écrou élastique M6 | 8 | 8 |
| 25 | 415 107 300 | Insert | Ajout | 3 | 3 |
| 26 | 518 317 556 | Guide | Guide | 1 | 1 |
| 27 | 390 402 200 | Rivet | Rivet | @ | @ |
| N 28 | 518 321 572 | R.H. Upper Bracket | Attache supérieure DR | 1 | 1 |
| | 518 317 543 | L.H. Upper Bracket | Attache supérieure GA | 1 | 1 |
| 29 | 414 859 400 | Cap | Bouchon | 1 | 1 |
| 30 | 518 317 572 | Belt Protector | Protecteur de courroie | 1 | 1 |
| 31 | 207 085 044 | Hex. Screw M8 x 50 | Vis hex. M8 x 50 | 2 | 2 |
| 32 | 228 781 045 | Nut Flanged Elastic M8 | Écrou élastique à épaulement M8 | 4 | 4 |
| 33 | 518 317 515 | Strap | Bretelle | 1 | 1 |





Frame and Accessories Châssis et accessoires

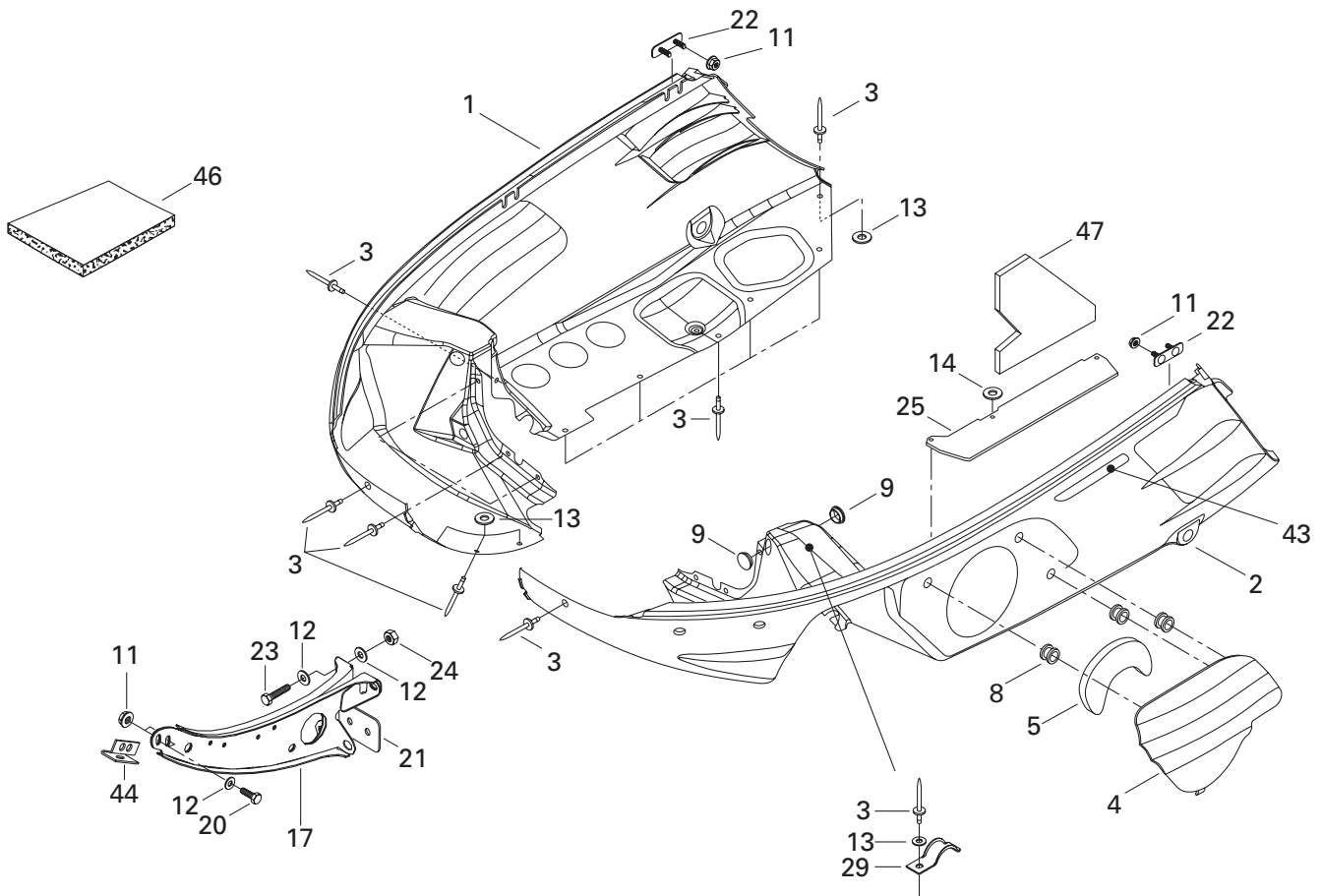
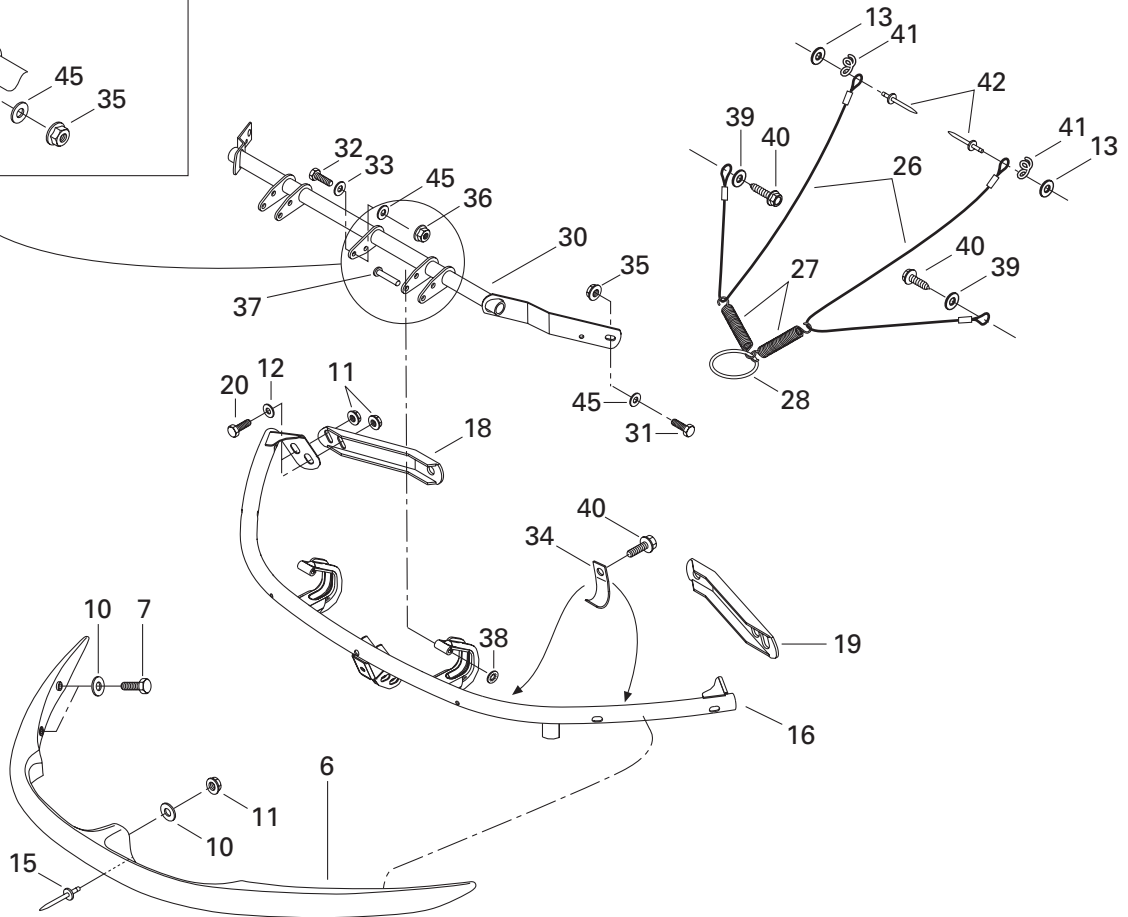
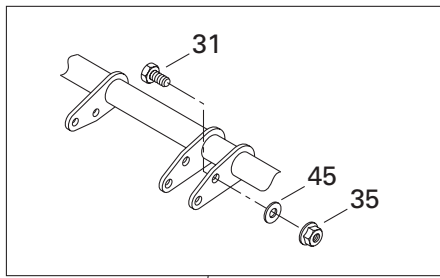
| | | | | M A C H | M A C H |
|-------------|-------------|-------------------------------|-------------------------------------|------------------|------------------|
| | | | | 1 | 1 - R |
| 34 | 224 761 110 | Lock Washer M6 | Rondelle frein M6 | 11 | 11 |
| 35 | 222 061 865 | Hex. Screw M6 x 18 | Vis hex. M6 x 18 | 7 | 7 |
| 36 | 518 317 520 | R.H. Vertical Bracket | Attache verticale DR | 1 | 1 |
| | 518 317 521 | L.H. Vertical Bracket | Attache verticale GA | 1 | 1 |
| 37 | 518 317 531 | R.H. Holding Toe | Accroche pied DR | 1 | 1 |
| | 518 317 532 | L.H. Holding Toe | Accroche pied GA | 1 | 1 |
| 38 | 224 061 201 | Flat Washer | Rondelle plate | 4 | 4 |
| 39 | 222 062 065 | Hex. Screw M6 x 20 | Vis hex. M6 x 20 | 2 | 2 |
| 40 | 518 317 507 | Plate | Plaque | 4 | 4 |
| 41 | 207 161 644 | Hex. Screw M6 x 16 | Vis hex. M6 x 16 | 2 | 2 |
| 42 | 222 051 465 | Hex. Screw M5 x 14 | Vis hex. M5 x 14 | 3 | 3 |
| 43 | 518 317 554 | Electric Box Support | Support de boîte électrique | 1 | 1 |
| 44 | 228 551 045 | Elastic Stop Nut M5 | Écrou élastique M5 | 3 | 3 |
| N 45 | 518 321 511 | Handle Steering Support | Support de guidon | 1 | 1 |
| 46 | 518 317 553 | Muffler Support | Support de silencieux d'échappement | 1 | 1 |
| 47 | 518 317 518 | R.H. Shock Bracket | Attache d'amortisseur DR. | 1 | 1 |
| | 518 317 519 | L.H. Shock Bracket | Attache d'amortisseur GA. | 1 | 1 |
| N 48 | 518 321 421 | Heat Shield | Protecteur de chaleur | 1 | 1 |
| 49 | 414 506 600 | Trim (Europe) | Moulure (Europe) | 1 | 1 |
| 50 | 222 063 565 | Hex. Screw M6 x 35 | Vis hex. M6 x 35 | 8 | 8 |
| 51 | 408 801 900 | Gear Clamp | Bride de serrage | 1 | 1 |
| 52 | 222 085 565 | Hex. Screw M8 x 55 | Vis hex. M8 x 55 | 2 | 2 |
| 53 | 503 183 200 | Washer (Yellow) | Rondelle (jaune) | 1 | 1 |
| N 54 | 515 175 149 | Cable Support | Support de cablage | 1 | 1 |
| 55 | 390 403 600 | Pop Rivet | Rivet pop | 2 | 2 |





Bottom Pan Coque

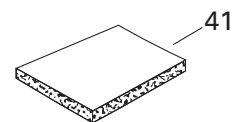
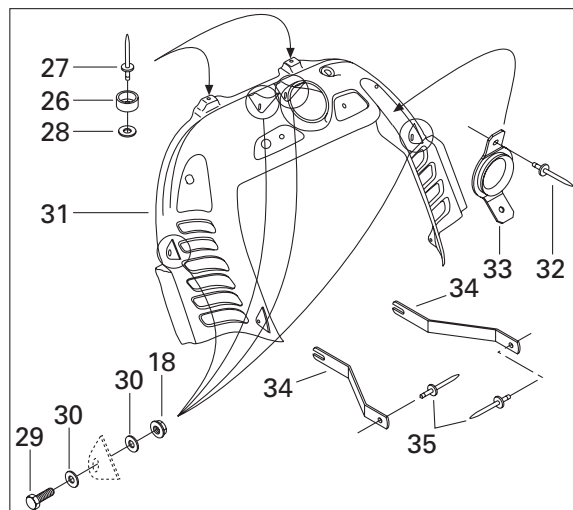
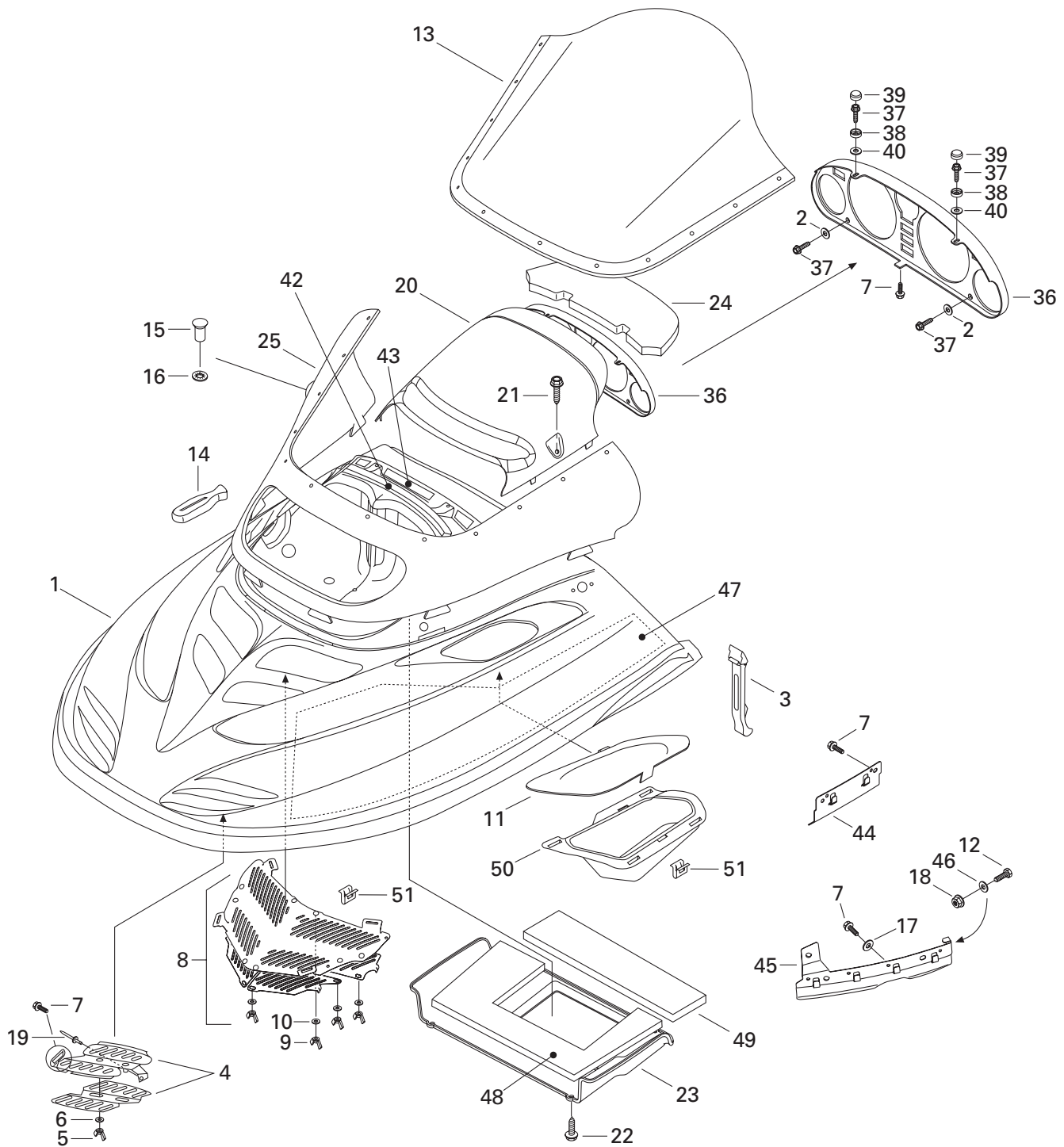
| | | | M A C H | M A C H |
|-------------|-------------|-----------------------------------|--|------------------|
| | | | 1 | 1 - R |
| 1 | 572 087 000 | R.H. Bottom Pan (Black) | Coque DR (noir) | 1 1 |
| 2 | 572 087 100 | L.H. Bottom Pan (Black) | Coque GA (noir) | 1 1 |
| 3 | 390 409 600 | Rivet (Black) | Rivet (noir) | 26 26 |
| 4 | 572 098 500 | Bottom Pan Door (Black) | Porte de coque (noir) | 1 1 |
| 5 | 415 112 800 | Foam, Door | Mousse de porte | 1 1 |
| 6 | 572 087 200 | Front Bumper | Pare-choc avant | 1 1 |
| 7 | 222 063 065 | Hex. Screw M6 x 30 | Vis hex. M6 x 30 | 4 4 |
| 8 | 414 036 300 | Grommet | Passe-fils | 3 3 |
| 9 | 414 916 600 | Plug | Capuchon | 4 4 |
| 10 | 224 061 201 | Flat Washer | Rondelle plate | 5 5 |
| 11 | 233 261 414 | Elastic Flanged Stop Nut M6 | Écrou d'arrêt élastique à épaulement M6 .. | 11 11 |
| 12 | 224 061 121 | Flat washer | Rondelle plate | 8 8 |
| 13 | 517 124 300 | Washer | Rondelle | 8 8 |
| 14 | 517 225 900 | Flat Washer | Rondelle plate | 1 1 |
| 15 | 390 906 800 | Rivet | Rivet | 1 1 |
| N 16 | 502 006 523 | Hinge Bracket | Attache charnière | 1 1 |
| N 17 | 502 006 549 | Center Support | Support de centre | 1 1 |
| 18 | 517 288 400 | R.H. Support | Support DR | 1 1 |
| 19 | 517 288 500 | L.H. Support | Support GA | 1 1 |
| 20 | 222 062 065 | Hex. Screw M6 x 20 | Vis hex. M6 x 20 | 6 6 |
| 21 | 517 288 600 | Plate | Plaque | 1 1 |
| 22 | 517 294 300 | Bracket | Attache | 2 2 |
| 23 | 207 066 044 | Hex. Screw M6 x 60 | Vis hex. M6 x 60 | 1 1 |
| 24 | 228 561 045 | Elastic Stop Nut M6 | Écrou d'arrêt élastique M6 | 1 1 |
| 25 | 517 299 500 | Protector | Protecteur | 1 1 |
| 26 | 415 093 900 | Cable-Retainer | Câble de retenue | 2 2 |
| 27 | 414 185 600 | Spring | Ressort | 2 2 |
| 28 | 415 058 300 | Ring | Bague | 1 1 |
| 29 | 517 274 400 | Bracket | Attache | 1 1 |
| N 30 | 517 302 187 | Hinge | Charnière | 1 1 |
| 31 | 207 151 644 | Hex. Screw M5 x 16 | Vis hex. M5 x 16 | 6 6 |
| 32 | 207 141 644 | Hex. Screw M4 x 16 | Vis hex. M4 x 16 | 1 1 |
| 33 | 391 301 000 | Flat Washer | Rondelle plate | 1 1 |
| N 34 | 515 175 160 | Cable Bracket | Attache cablage | 2 2 |
| 35 | 228 751 045 | Elastic Flanged Stop Nut M5 | Écrou d'arrêt élastique à épaulement M5 .. | 4 4 |
| 36 | 228 741 045 | Elastic Flanged Stop Nut M4 | Écrou d'arrêt élastique à épaulement M4 .. | 1 1 |
| 37 | 390 004 800 | Rivet | Rivet | 2 2 |
| 38 | 389 804 300 | Push Nut | Écrou de blocage | 2 2 |





Bottom Pan Coque

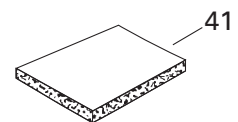
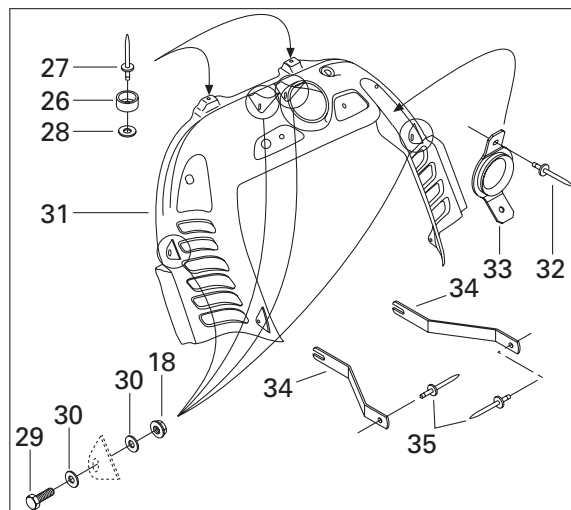
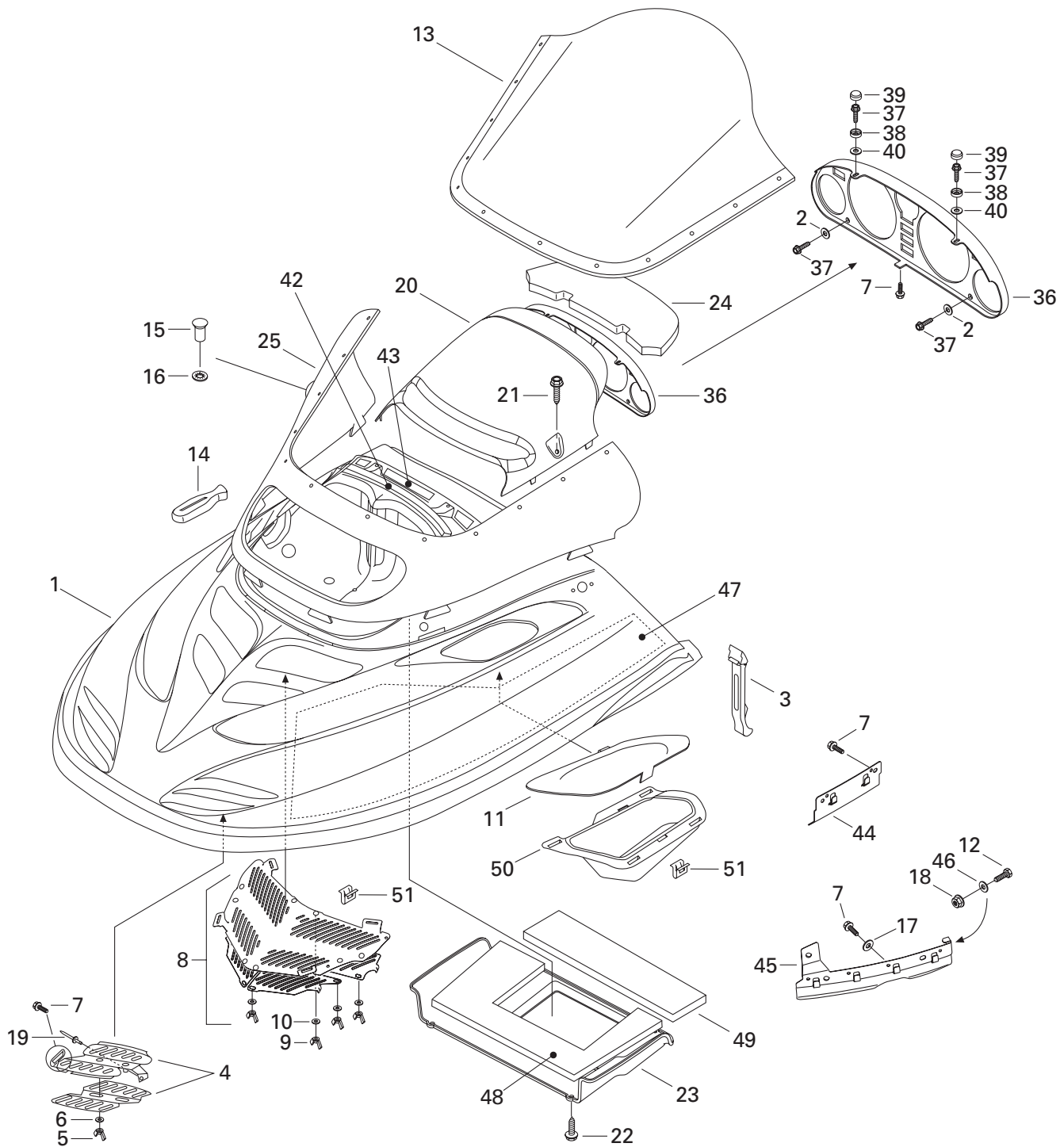
| | | | M A C H | M A C H |
|-----------|-------------|---|---|------------------|
| | | | 1 | 1 - R |
| 39 | 391 301 600 | Flat Washer | Rondelle plate | 2 2 |
| 40 | 365 901 100 | Hex. Tapping Screw | Vis hex. autotaraudeuse | 2 2 |
| 41 | 517 262 800 | Bracket | Attache | 2 2 |
| 42 | 390 406 500 | Rivet | Rivet | 2 2 |
| 43 | 415 064 400 | R.H. Reflector | Réflecteur DR | 1 1 |
| | 415 064 401 | L.H. Reflector | Réflecteur GA | 1 1 |
| 44 | 517 302 009 | Front Support | Support avant | 1 1 |
| 45 | 420 845 270 | Washer | Rondelle | 5 5 |
| 46 | 414 632 400 | Foam-Acoustic (74 x 34 x 1/2 Thk) | Mousse Isolante (74 x 34 x 1/2 épais) ... | @ @ |
| | 414 631 900 | Foam-Acoustic (74 x 34 x 1 Thk) | Mousse Isolante (74 x 34 x 1 épais).... | @ @ |
| 47 | 415 111 300 | Foam, Bottom Pan | Mousse de coque | 1 1 |





Cab, Console Capot, console

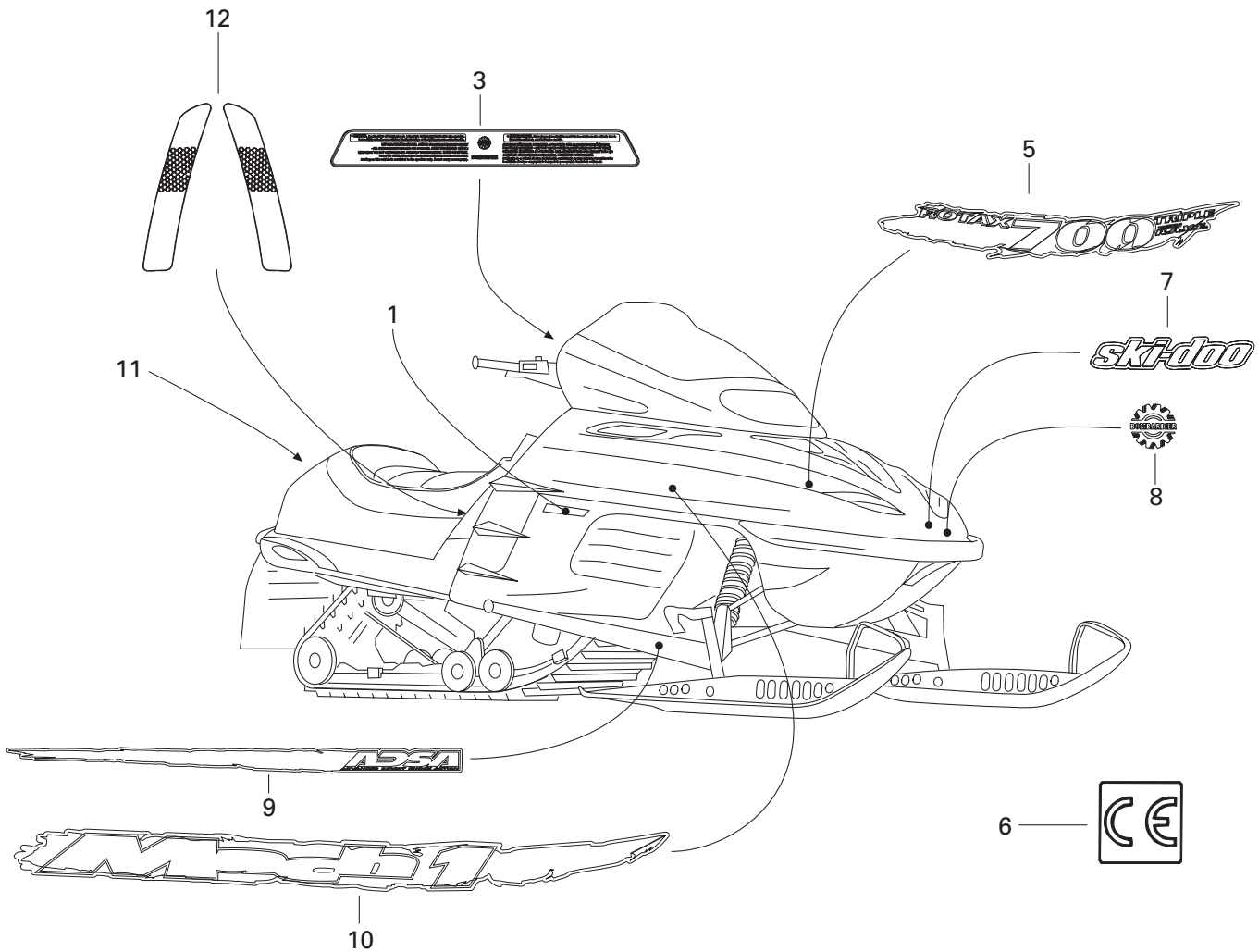
| | | | | M A C H | M A C H |
|--------------|-------------|-------------------------------------|--|------------------|------------------|
| | | | | 1 | 1 - R |
| N 1 | 517 302 170 | Hood (Black) | Capot (noir) | 1 | 1 |
| 2 | 517 124 300 | Washer | Rondelle | 2 | 2 |
| N 3 | 517 302 152 | Hood Latch | Loquet de capot | 2 | 2 |
| N 4-6 | 517 302 205 | R.H. Front Grill Ass'y | Grille avant DR ass. | 1 | 1 |
| N | 517 302 208 | L.H. Front Grill Ass'y | Grille avant GA ass. | 1 | 1 |
| 5 | 414 070 300 | Wing Nut M5 | Écrou papillon M5 | 4 | 4 |
| 6 | 224 151 101 | Washer 5 mm | Rondelle 5 mm | 4 | 4 |
| 7 | 732 601 210 | Hex. Tapping Screw | Vis hex. autotaraudeuse | 13 | 13 |
| 8-10 | 517 302 073 | Center Grill Ass'y | Grille centrale ass. | 1 | 1 |
| 9 | 414 070 300 | Wing Nut M5 | Écrou papillon M5 | 8 | 8 |
| 10 | 224 151 101 | Washer 5 mm | Rondelle 5 mm | 8 | 8 |
| N 11 | 517 302 156 | R.H. Grill | Grille DR | 1 | 1 |
| N | 517 302 167 | L.H. Grill | Grille GA | 1 | 1 |
| 12 | 207 151 644 | Hex. Screw M5 x 16 | Vis hex. M5 x 16 | 2 | 2 |
| 13 | 415 045 800 | Low Windshield | Pare-brise bas | 1 | 1 |
| 14 | 570 023 800 | Windshield Latch | Loquet de pare-brise | 6 | 6 |
| 15 | 572 103 500 | Stud | Goujon | 12 | 12 |
| 16 | 732 610 072 | Push Nut | Écrou de blocage | 12 | 12 |
| 17 | 391 301 700 | Flat Washer | Rondelle plate | 8 | 8 |
| 18 | 228 751 045 | Elastic Flanged Stop Nut M5 | Écrou d'arrêt élastique à épaulement M5 .. | 6 | 6 |
| 19 | 390 402 400 | Rivet | Rivet | 2 | 2 |
| 20 | 572 107 300 | Air Intake Deflector | Déфлекteur-admission d'air | 1 | 1 |
| 21 | 414 745 900 | Screw | Vis | 2 | 2 |
| 22 | 243 141 640 | Hex. Plastite Screw M4 x 16 | Vis hex. de plastique M4 x 16 | 4 | 4 |
| 23 | 572 087 800 | Air Intake Deflector Plate | Plaque / déflecteur-admission d'air ... | 1 | 1 |
| 24 | 415 123 100 | Foam-Filter | Mousse filtre | 1 | 1 |
| N 25 | 517 302 076 | Windshield Support | Support de pare-brise | 1 | 1 |
| 26 | 415 018 100 | Rubber Stopper | Butée de caoutchouc | 2 | 2 |
| 27 | 390 401 600 | Rivet | Rivet | 2 | 2 |
| 28 | 293 150 007 | Washer | Rondelle | 2 | 2 |
| 29 | 207 152 044 | Hex Screw M5 x 20 | Vis hex. M5 x 20 | 4 | 4 |
| 30 | 391 301 600 | Flat Washer | Rondelle plate | 8 | 8 |
| 31 | 517 302 249 | Console | Console | 1 | 1 |
| 32 | 390 409 400 | Rivet | Rivet | 2 | 2 |
| 33 | 517 296 800 | Rope Guide | Guide de corde | 1 | 1 |
| 34 | 517 296 900 | Bracket | Attache | 2 | 2 |





Cab, Console Capot, console

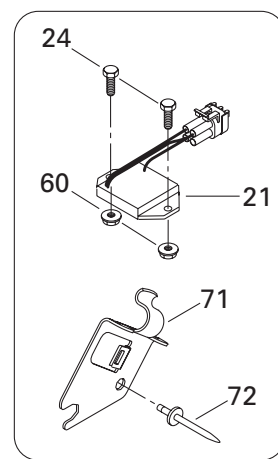
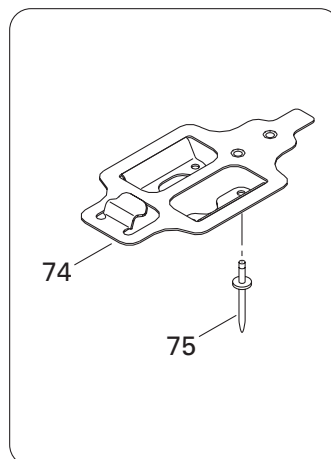
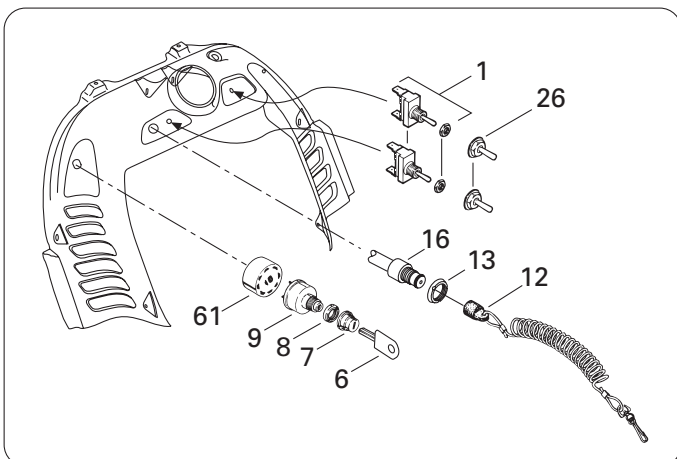
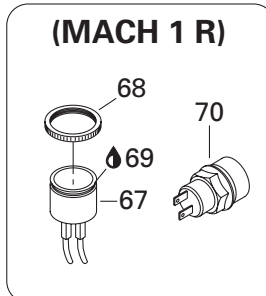
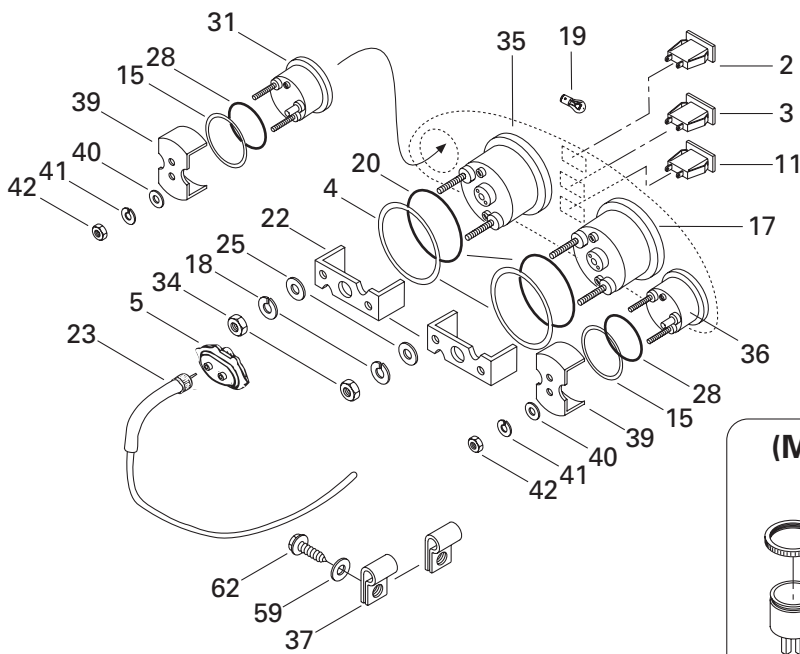
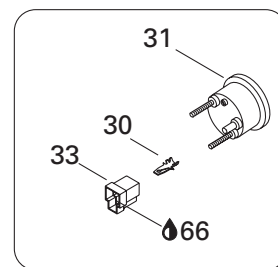
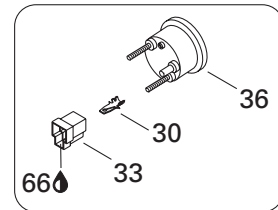
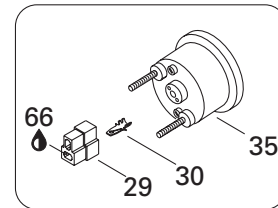
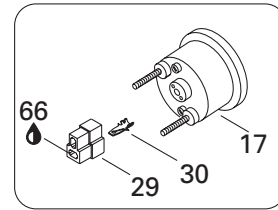
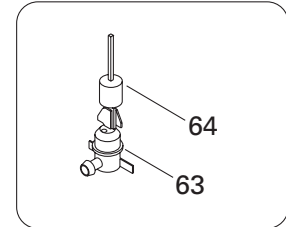
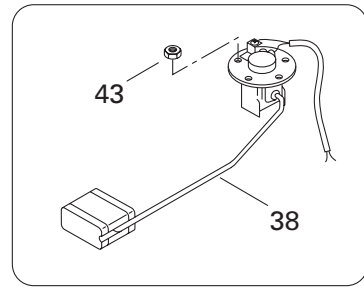
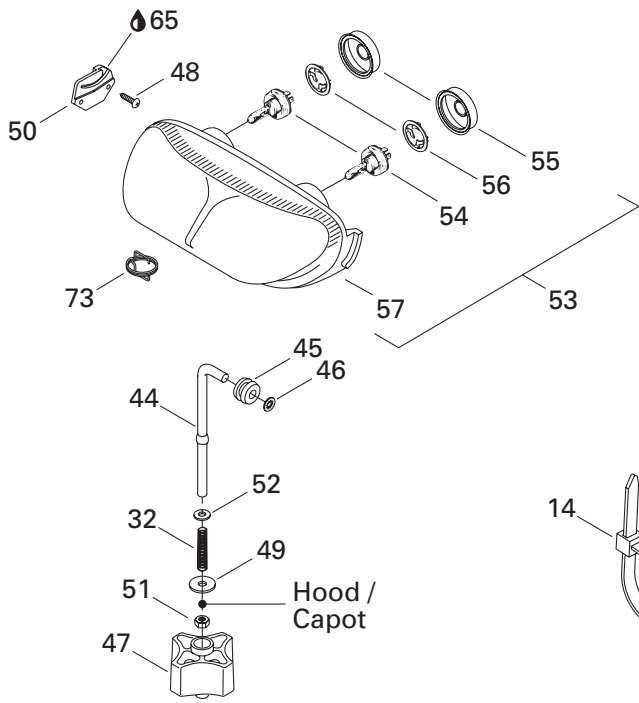
| | | | | M A C H | M A C H |
|-------------|-------------|---|---|------------------|------------------|
| | | | | 1 | 1 - R |
| 35 | — XXX — | Rivet | Rivet | 2 | 2 |
| 36 | 572 098 600 | Gauge Support | Support de cadran | 1 | 1 |
| 37 | 211 000 028 | Screw K40 x 10 | Vis K40 x10 | 4 | 4 |
| 38 | 414 436 800 | Cap Retainer | Support de capuchon | 2 | 2 |
| 39 | 414 436 900 | Snap Cap | Capuchon à pression | 2 | 2 |
| 40 | 217 042 600 | Flat Washer 4 mm | Rondelle plate 4 mm | 2 | 2 |
| 41 | 414 632 400 | Foam-Acoustic (74 x 34 x 1/2 Thk) | Mousse Isolante (74 x 34 x 1/2 épais) ... | @ | @ |
| | 414 631 900 | Foam-Acoustic (74 x 34 x 1 Thk) | Mousse Isolante (74 x 34 x 1 épais).... | @ | @ |
| 42 | 415 045 500 | Deflector Foam | Mousse de déflecteur | 1 | 1 |
| 43 | 415 110 900 | Velcro 1/2" | Velcro 1/2" | @ | @ |
| N 44 | 517 302 108 | Guide | Guide | 2 | 2 |
| 45 | 517 301 200 | R.H. Hood Guide | Guide de capot DR | 1 | 1 |
| | 517 301 300 | L.H. Hood Guide | Guide de capot GA | 1 | 1 |
| 46 | 420 845 270 | Washer | Rondelle | 2 | 2 |
| N 47 | 517 302 184 | Side Foam L.H. | Mousse latérale GA. | 1 | 1 |
| | 415 045 100 | Side Foam R.H. | Mousse latérale DR. | 1 | 1 |
| 48 | 415 045 300 | Center Foam | Mousse centrale | 1 | 1 |
| 49 | 415 045 400 | Rear Foam | Mousse arrière | 1 | 1 |
| N 50 | 517 302 155 | Inlet Duct (Left Side) | Conduit d'air (coté gauche) | 1 | 1 |
| N 51 | 517 302 183 | Clip | Pince | 13 | 13 |






Decal Décalcomanie

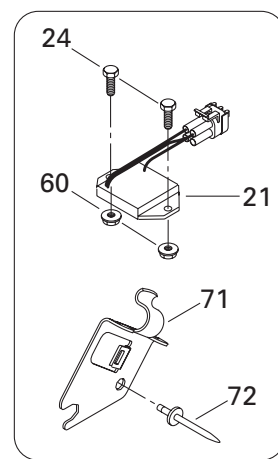
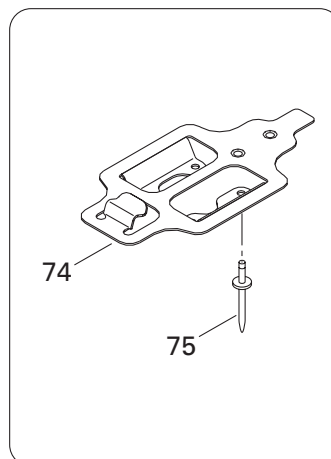
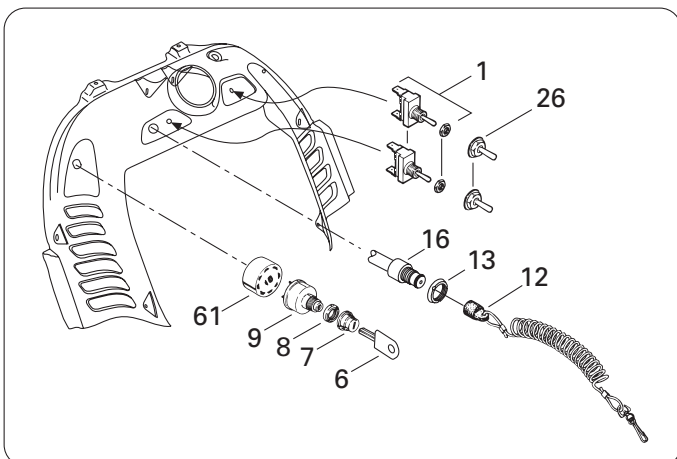
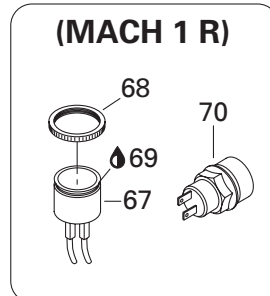
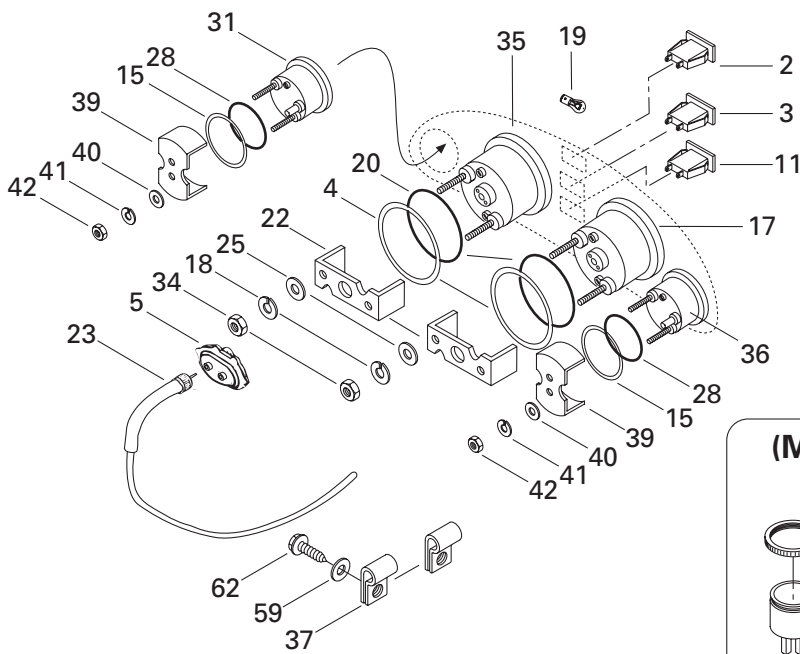
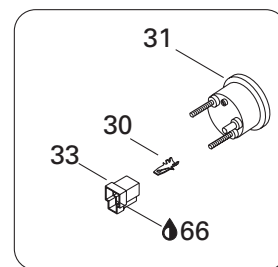
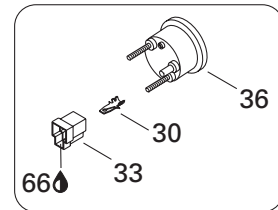
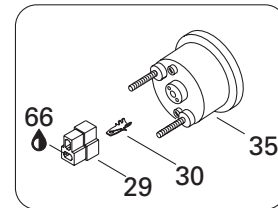
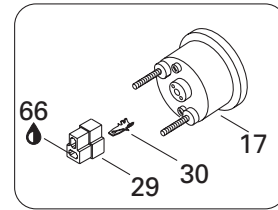
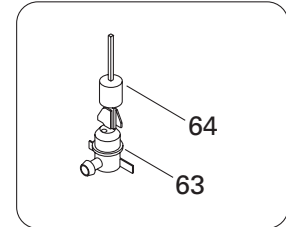
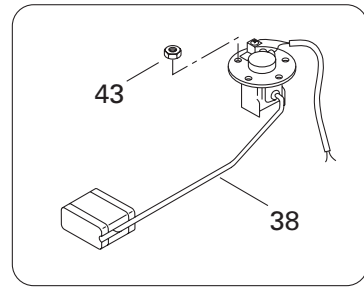
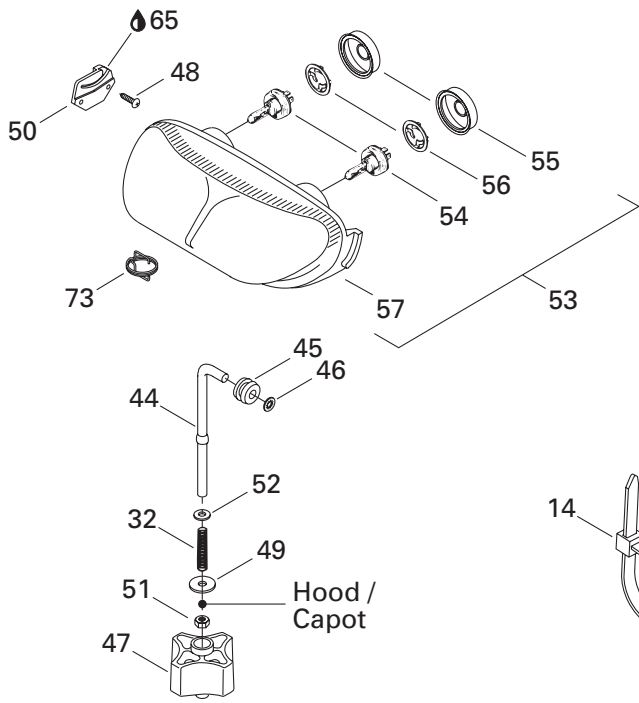
| | | | M A C H | M A C H |
|-------------|-------------|---|---|------------------|
| | | | 1 | 1 - R |
| 1 | 415 064 400 | Reflector R.H. (Yellow) | Réflecteur DR. (jaune) | 1 1 |
| | 415 064 401 | Reflector L.H. (Yellow) | Réflecteur GA.(jaune) | 1 1 |
| 2 | 418 002 101 | Heated Thumb Decal | Décalque pouce chauffant | 1 - |
| N | 516 000 274 | Heated Thumb Decal | Décalque pouce chauffant | - 1 |
| N 3 | 516 000 301 | Warning Label | Étiquette d'avertissement | 1 1 |
| N 4 | 415 127 622 | Hood Decal Kit (Not Shown)..... (Incl. lt. 2, 3, 5, 7, 10, 12, 13) | Ens. de décalque de capot (non ill.) (incl. it. 2, 3, 5, 7, 10, 12, 13) | 1 - |
| N | 415 127 623 | Hood Decal Kit (Not Shown)..... (Incl. lt. 2, 3, 5, 7, 10, 12, 13, 14) | Ens. de décalque de capot (non ill.) | - 1 |
| N 5 | 415 127 619 | «ROTAX» Decal Kit | Ens. de décalque «ROTAX» | 1 1 |
| 6 | 418 002 200 | «CE» Decal | Décalque «CE» | 1 1 |
| N 7 | 516 000 260 | «Ski-Doo» Decal | Décalque «Ski-Doo» | 1 1 |
| N 8 | 516 000 282 | «Bombardier» Logo | Logo «Bombardier» | 1 1 |
| N 9 | 415 127 621 | Arm Decal Kit..... | Ens. de décalque de bras | 1 1 |
| N 10 | 415 127 620 | Side Decal Kit | Ens. de décalque latéraux | 1 1 |
| 11 | 415 037 900 | White Reflector (Europe) (Not Shown) | Réflecteur blanc (Europe) (non ill.) | 1 1 |
| N 12 | 415 127 608 | Reflector Decal Kit (Yellow) | Ens. de décalque réflecteurs (jaune) ... | 1 1 |
| | 415 096 810 | Reflector Decal Kit (Red) Europe | Ens. de décalque réflecteurs (rouge) Europe | 1 1 |
| 13 | 418 002 602 | «D.E.S.S» Decal | Decalque «D.E.S.S» | 1 1 |
| N 14 | 516 000 315 | Warning Label | Étiquette d'avertissement | - 1 |






Electrical System Système électrique

| | | | | M A C H | M A C H |
|------|-------------|--------------------------------------|---|------------------|------------------|
| | | | | 1 | 1 - R |
| 1 | 410 107 300 | Switch (Heating Grip Handle) | Interrupteur (poignées chauffantes).... | 2 | 2 |
| 2 | 410 109 500 | Pilot Lamp (Oil Level) | Lampe témoin (niveau d'huile) | 1 | 1 |
| 3 | 410 109 600 | Pilot Lamp (Headlamp)..... | Lampe témoin (feu de route) | 1 | 1 |
| 4 | 517 258 500 | Washer | Rondelle | 2 | 2 |
| 5 | 572 022 300 | Drive Angle | Correcteur de vitesse | 1 | 1 |
| 6 | 414 991 700 | Blank Key (Pkg. 5) | Clé vierge (pqt. 5) | @ | @ |
| 7 | 570 013 700 | Switch Boot | Protecteur d'interrupteur | 1 | 1 |
| 8 | 410 112 100 | Face Nut | Écrou avant | 1 | 1 |
| 9 | 410 111 300 | Ignition Switch | Interrupteur d'allumage | 1 | 1 |
| 10 | 293 750 002 | Tie Rap 130 mm | Attache 130 mm | @ | @ |
| 11 | 410 113 300 | Pilot Lamp (Ignition) | Lampe témoin (démarrage) | 1 | — |
| N | 515 175 137 | Pilot Lamp (Reverse / D.E.S.S.)..... | Lampe témoin (renverse / D.E.S.S.) | — | 1 |
| 12 | 515 166 900 | D.E.S.S. Cap Ass'y | Capuchon D.E.S.S. ass. | 1 | 1 |
| 13 | 278 000 508 | Safety Switch Nut | Écrou sécurité | 1 | 1 |
| 14 | 293 750 008 | Tie Rap 350 mm | Attache 350 mm | @ | @ |
| 15 | 517 258 600 | Washer | Rondelle formée | 2 | 2 |
| 16 | 515 166 800 | Terminal Ass'y | Borne ass. | 1 | 1 |
| 17 | 415 096 300 | Speedometer (KMH) | Indicateur de vitesse (KMH) | 1 | 1 |
| | 415 096 400 | Speedometer (MPH) | Indicateur de vitesse (MPH) | @ | @ |
| 18 | 414 806 700 | Lock Washer | Rondelle-frein | 4 | 4 |
| 19 | 410 504 200 | Instrumentation Bulb | Ampoule de cadran | @ | @ |
| 20 | 414 807 100 | O-Ring | Joint torique | 2 | 2 |
| N 21 | 515 175 216 | Voltage Regulator | Régulateur de tension | 1 | 1 |
| 22 | 414 806 500 | Case Holder | Support de boîtier | 2 | 2 |
| N 23 | 515 175 218 | Speedometer Cable | Câble de l'indicateur de vitesse | 1 | 1 |
| 24 | 222 062 065 | Hex. Screw M6 x 20 | Vis hex. M6 x 20 | 2 | 2 |
| 25 | 414 806 800 | Washer | Rondelle | 4 | 4 |
| N 26 | 515 175 281 | Switch Cover | Couvre interrupteur | 2 | 2 |
| 27 | 414 115 200 | Tie Rap | Attache | @ | @ |
| 28 | 414 807 200 | Packing | Joint torique | 2 | 2 |
| 29 | 409 204 500 | Male Connector | Connecteur mâle | @ | @ |
| 30 | 409 210 000 | Male Terminal (14-18 Gauge)..... | Terminal mâle (calibre 14-18) | @ | @ |
| 31 | 415 097 300 | Fuel Gauge | Indicateur du niveau d'essence | 1 | 1 |
| 32 | 415 100 600 | Spring | Ressort | 1 | 1 |
| 33 | 409 204 200 | Male Connector Housing | Logement de raccord mâle | @ | @ |
| 34 | 414 806 900 | Nut | Écrou | 4 | 4 |
| 35 | 415 096 500 | Tachometer | Compte-tours | 1 | 1 |
| 36 | 415 097 200 | Temperature Gauge | Indicateur de température | 1 | 1 |
| 37 | 414 176 000 | Clip | Pince | 2 | 2 |










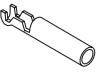








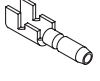






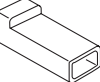
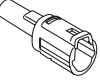

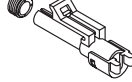
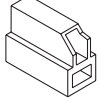
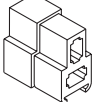
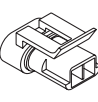
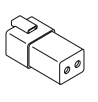
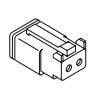
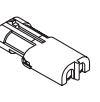
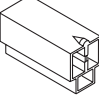
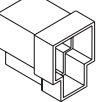
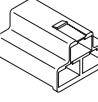
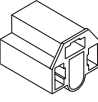
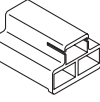
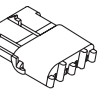
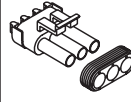
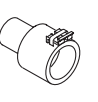
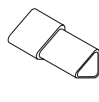
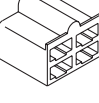
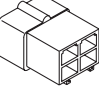
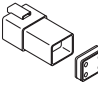
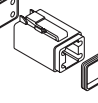
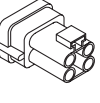
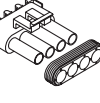
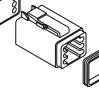
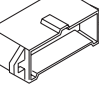
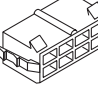
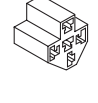




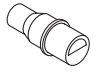
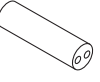











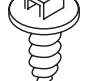





Electrical System Système électrique

| M A C H | M A C H |
|------------------|------------------|
| 1 | 1 - R |




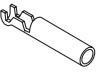





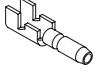












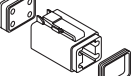
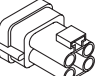




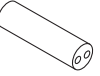





| | | | | | |
|---------|-------------|---|--|---|---|
| 38 | 415 080 800 | Fuel Sensor Ass'y | Capteur du niveau d'essence | 1 | 1 |
| 39 | 415 099 800 | Case Holder | Support de boîtier | 2 | 2 |
| 40 | 391 301 700 | Washer | Rondelle | 4 | 4 |
| 41 | 414 833 700 | Lock Washer | Rondelle-frein | 4 | 4 |
| 42 | 414 833 600 | Nut | Écrou | 4 | 4 |
| 43 | 228 551 045 | Hex. Elastic Nut M5 | Écrou hex. élastique M5 | 5 | 5 |
| 44 | 517 295 800 | Adjuster Rod | Tige d'ajustement | 1 | 1 |
| 45 | 415 100 800 | Grommet | Passe-fils | 1 | 1 |
| 46 | 732 610 072 | Push Nut | Écrou de blocage | 1 | 1 |
| 47 | 572 100 800 | Handle | Manette | 1 | 1 |
| N 48 | 732 601 315 | Headlamp Screw | Vis de phare | 4 | 4 |
| 49 | — XXX — | Flat Washer | Rondelle plate | 1 | 1 |
| 50 | 517 289 300 | Headlamp Support R.H. | Support de phare avant DR. | 1 | 1 |
| | 517 289 400 | Headlamp Support L.H. | Support de phare avant GA. | 1 | 1 |
| 51 | 228 561 045 | Hex. Elastic Nut M6 | Écrou hex. élastique M6 | 1 | 1 |
| 52 | 224 061 151 | Flat Washer | Rondelle plate | 1 | 1 |
| N 53-57 | 515 175 158 | Halogen Headlamp | Phare halogène | 1 | 1 |
| 54 | 410 504 401 | Halogen Bulb 60/55 W | Ampoule halogène 60/55 W | 2 | 2 |
| 55 | 410 607 100 | Protector Cap | Capuchon protecteur | 2 | 2 |
| 56 | 410 608 300 | Bulb Holder | Porte-ampoule | 2 | 2 |
| N 57 | 410 609 402 | Double Headlamp | Phare double | 1 | 1 |
| 58 | 409 206 100 | Male Terminal | Connecteur mâle | @ | @ |
| 59 | 391 301 600 | Flat Washer | Rondelle plate | 2 | 2 |
| 60 | 233 261 414 | Elastic Flanged Nut M6 | Écrou élastique à épaulement M6 | 2 | 2 |
| 61 | 572 150 700 | Ignition Switch Block | Bloc de raccord allumage | 1 | 1 |
| 62 | 365 901 100 | Hex. Tapping Screw | Vis hex. autotaraudeuse | 2 | 2 |
| 63 | 414 681 800 | Oil Level Sensor | Capteur de niveau d'huile | 1 | 1 |
| 64 | 414 681 900 | Float | Flotte | 1 | 1 |
| 65 | 413 707 500 | Grease Tube LMZ, 400 gr. | Tube de graisse LMZ, 400 gr. | @ | @ |
| 66 | 293 550 004 | Dielectric Grease, 150 gr. | Graisse diélectrique, 150 gr. | @ | @ |
| 67 | 414 792 102 | AC Alarm | Alarme AC | — | 1 |
| 68 | 414 805 101 | Plastic Nut | Écrou de plastique | — | 1 |
| 69 | 293 800 033 | Silicone Sealant, Adchem Clear 4511 | Enduit étanche - silicone, Adchem clair 4511 . | — | @ |
| 70 | 415 101 200 | Reverse Knob | Bouton de renverse | — | 1 |
| N 71 | 515 175 173 | Housing Support | Support de logement | 1 | 1 |
| 72 | 390 904 900 | Pop Rivet | Rivet pop | 2 | 2 |
| N 73 | 515 175 324 | Spring (Europe) | Ressort (Europe) | 1 | 1 |
| 74 | 518 317 554 | Electric Box Support | Support de boîte électrique | 1 | 1 |
| 75 | 390 402 200 | Pop Rivet | Rivet pop | @ | @ |


| | 1 | 2 | 3 | 4 | 5 | 6 | 7 | 8 | 9 |
|---|---|---|---|---|---|---|---|---|---|
| A |  |  |  |  |  | | | | |
| B |  |  |  |  |  |  |  |  |  |
| C |  |  |  |  |  |  |  | | |
| D |  |  |  |  |  |  |  |  | |
| E |  |  |  |  |  |  | | | |
| F |  |  |  |  |  |  |  |  |  |
| G |  |  |  |  |  |  | | | |
| H |  |  |  |  | | | | | |
| J |  |  |  |  |  |  |  | | |
| K |  |  |  | | | | | | |
| L |  |  |  |  | | | | | |
| M |  |  |  |  |  | | | | |
| P | | | | | | | | | |



Electrical Accessories Accessoires électrique




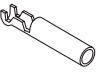



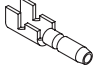



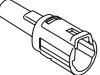

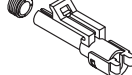



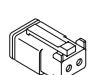



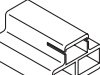


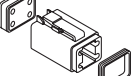
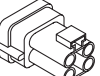
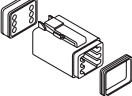


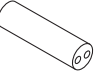







| | | | |
|-------------|-------------|--|---|
| A1 | 409 012 500 | Open Barrel (12/10 gauge-10 mm stud)..... | Cosse à anneau (calibre 12/10-goujon 10 mm) |
| A1 | 409 012 600 | Open Barrel (12/10 gauge-.257" stud) | Cosse à anneau (calibre 12/10-goujon .257") |
| A2 | 561 502 700 | Open Barrel (16/14 gauge-5/16" stud) | Cosse à anneau (calibre 16/14-goujon 5/16") |
| A2 | 409 003 200 | Open Barrel (16/14 gauge-1/4" stud) | Cosse à anneau (calibre 16/14-goujon 1/4") |
| A3 | 561 503 000 | Spade Terminal (16/14 gauge-8 mm stud)..... | Cosse ouverte (calibre 16/14-goujon 8 mm) |
| A4 | 409 001 800 | Ring Terminal (16/14 gauge-10 mm stud)..... | Cosse à oeillet (calibre 16/14-goujon 10 mm) |
| A5 | 278 000 992 | Open Barrel 1/4" (14-18 Gauge) | Cosse à anneau 1/4" (calibre 14-18) .. |
| B1 | 409 010 300 | Female Terminal (18 Gauge)..... | Terminal femelle (calibre 18) |
| B1 | 409 205 300 | Female Terminal (18/16 gauge)..... | Terminal femelle (calibre 18/16)..... |
| B1 | 561 503 100 | Female Terminal (Single 14 / Double 18/18 gauge)..... | Terminal femelle (calibre-simple 14 / double 18/18)..... |
| N B1 | 515 175 252 | Female Terminal | Terminal femelle |
| N B1 | 515 175 253 | Female Terminal | Terminal femelle |
| N B2 | 515 175 313 | Female Terminal | Terminal femelle |
| N B2 | 515 175 320 | Female Terminal | Terminal femelle |
| B2 | 409 011 400 | Female Terminal (3,13/2,03 mm)..... | Terminal femelle (3,13/2,03 mm)..... |
| B2 | 409 011 500 | Female Terminal (2,40/2,03 mm)..... | Terminal femelle (2,40/2,03 mm)..... |
| B2 | 409 205 100 | Female Terminal (18/16 gauge)..... | Terminal femelle (calibre 18/16)..... |
| B2 | 561 503 200 | Female Terminal (Single 14 / Double 18/18 gauge)..... | Terminal femelle (calibre-simple 14 / double 18/18)..... |
| B2 | 561 503 800 | Female Terminal (16/14 gauge)..... | Terminal femelle (calibre 16/14)..... |
| B3 | 409 010 100 | Female Terminal (18 Gauge)..... | Terminal femelle (calibre 18) |
| B3 | 409 010 600 | Female Terminal | Terminal femelle |
| B4 | 409 003 600 | Female Terminal | Terminal femelle |
| B5 | 290 964 068 | Female Terminal (14-18 Gauge)..... | Terminal femelle (calibre 14-18) |
| B6 | 409 010 300 | Female Terminal (18 Gauge)..... | Terminal femelle (calibre 18) |
| B7 | 278 000 223 | Female Terminal (18 Gauge)..... | Terminal femelle (calibre 18) |
| B8 | 278 001 114 | Female Terminal (18 Gauge)..... | Terminal femelle (calibre 18) |
| B8 | 278 001 014 | Female Terminal | Terminal femelle |
| B9 | 278 000 632 | Female Terminal (16/18 Gauge) | Terminal femelle (calibre 16/18)..... |
| C1 | 409 206 100 | Male Terminal (20/18 gauge) | Terminal mâle (calibre 20/18) |
| C1 | 561 503 400 | Male Terminal (18/16 gauge) | Terminal mâle (calibre 18/16) |
| C1 | 409 210 000 | Male Terminal (14/18 gauge) | Terminal mâle (calibre 14/18) |


| | 1 | 2 | 3 | 4 | 5 | 6 | 7 | 8 | 9 |
|---|---|---|---|---|---|---|---|---|---|
| A |  |  |  |  |  | | | | |
| B |  |  |  |  |  |  |  |  |  |
| C |  |  |  |  |  |  |  | | |
| D |  |  |  |  |  |  |  |  | |
| E |  |  |  |  |  |  | | | |
| F |  |  |  |  |  |  |  |  |  |
| G |  |  |  |  |  |  | | | |
| H |  |  |  |  | | | | | |
| J |  |  |  |  |  |  |  | | |
| K |  |  |  | | | | | | |
| L |  |  |  |  | | | | | |
| M |  |  |  |  |  | | | | |
| P | | | | | | | | | |



Electrical Accessories Accessoires électrique

| | | | |
|-----------|-------------|--|--|
| C2 | 409 201 000 | Male Terminal | Terminal mâle |
| C3 | 409 011 100 | Male Terminal (14/12 Gauge) | Terminal mâle (calibre 14/12) |
| C3 | 409 010 900 | Male Terminal (14/12 Gauge) | Terminal mâle (calibre 14/12) |
| C4 | 409 011 300 | Male Terminal | Terminal mâle |
| C5 | 278 000 230 | Male Terminal (20 Gauge) | Terminal mâle (calibre 20) |
| C6 | 278 000 222 | Male Terminal (18 Gauge) | Terminal mâle (calibre 18) |
| C7 | 278 000 631 | Male Terminal (16/18 Gauge) | Terminal mâle (calibre 16/18) |
| D1 | 409 204 800 | Female Connector Housing (Single) ... | Logement de raccord femelle (simple) ... |
| D2 | 409 010 400 | Female Connector Housing (Single) ... | Logement de raccord femelle (simple) ... |
| D3 | 409 204 700 | Male Connector Housing (Single) | Logement de raccord mâle (simple) |
| D4 | 409 201 300 | Male Connector Housing (Single) | Logement de raccord mâle (simple) |
| D5 | 409 201 200 | Female Connector Housing (Single) ... | Logement de raccord femelle (simple) ... |
| D6 | 409 208 800 | Male Connector Housing (Single) | Logement de raccord mâle (simple) |
| D7 | 278 000 161 | Female Connector Housing (Single) ... | Logement de raccord femelle (simple) ... |
| D8 | 278 000 219 | Male Connector Housing (Single) | Logement de raccord mâle (simple) |
| E1 | 409 204 600 | Female Connector Housing (Double) .. | Logement de raccord femelle (double) .. |
| E2 | 409 204 500 | Male Connector Housing (Double) | Logement de raccord mâle (double) |
| E3 | 278 001 113 | Male Connector Housing (Double) | Logement de raccord mâle (double) |
| E4 | 409 206 900 | Male Connector Housing (Double) | Logement de raccord mâle (double) |
| E5 | 409 207 300 | Female Connector Housing (Double) .. | Logement de raccord femelle (double) .. |
| E6 | 278 000 217 | Female Connector Housing (Double) .. | Logement de raccord femelle (double) .. |
| F1 | 409 204 300 | Female Connector Housing (Triple) | Logement de raccord femelle (triple) .. |
| F2 | 409 204 200 | Male Connector Housing (Triple) | Logement de raccord mâle (triple) |
| F3 | 409 008 500 | Female Connector Housing (Triple) | Logement de raccord femelle (triple) .. |
| F4 | 409 202 700 | Female Connector Housing (Triple) | Logement de raccord femelle (triple) .. |
| F5 | 409 008 600 | Male Connector Housing (Triple) | Logement de raccord mâle (triple) |
| F6 | 278 000 281 | Female Connector Housing (Triple) | Logement de raccord femelle (triple) .. |
| F6 | 278 000 394 | Female Connector Housing (Triple) | Logement de raccord femelle (triple) .. |
| F7 | 278 000 273 | Male Connector Housing (Triple) | Logement de raccord mâle (triple) |
| F8 | 409 207 900 | Male Connector Housing (Triple) | Logement de raccord mâle (triple) |
| F9 | 409 207 000 | Male Connector Housing (3) | Logement de raccord mâle (3) |
| G1 | 409 204 900 | Female Connector Housing (4) | Logement de raccord femelle (4) |
| G2 | 409 209 300 | Male Connector Housing (4) | Logement de raccord mâle (4) |
| G3 | 278 000 635 | Female Connector Housing (4) | Logement de raccord femelle (4) |
| G4 | 278 000 739 | Male Connector Housing (4) | Logement de raccord mâle (4) |
| G5 | 409 207 700 | Male Connector Housing (4) | Logement de raccord mâle (4) |
| G6 | 278 000 395 | Female Connector Housing (4) | Logement de raccord femelle (4) |
| H1 | 270 000 137 | Male Connector Housing (6) | Logement de raccord mâle (6) |
| H1 | 278 000 736 | Male Connector Housing (6) Deutsch. | Logement de raccord mâle (6) Deutsch |

| | 1 | 2 | 3 | 4 | 5 | 6 | 7 | 8 | 9 |
|---|---|---|---|---|---|---|---|---|---|
| A |  |  |  |  |  | | | | |
| B |  |  |  |  |  |  |  |  |  |
| C |  |  |  |  |  |  |  | | |
| D |  |  |  |  |  |  |  |  | |
| E |  |  |  |  |  |  | | | |
| F |  |  |  |  |  |  |  |  |  |
| G |  |  |  |  |  |  | | | |
| H |  |  |  |  | | | | | |
| J |  |  |  |  |  |  |  | | |
| K |  |  |  | | | | | | |
| L |  |  |  |  | | | | | |
| M |  |  |  |  |  | | | | |
| P | | | | | | | | | |



Electrical Accessories Accessoires électrique

| | | | |
|-------------|-------------|--|---|
| H2 | 572 151 500 | Male Connector Housing (8) | Logement de raccord mâle (8) |
| H3 | 572 151 200 | Female Connector Housing (8) | Logement de raccord femelle (8) |
| H4 | 409 209 900 | Female Connector Housing (5) | Logement de raccord femelle (5) |
| J1 | 409 901 600 | Tubing (19 mm) | Gaine (19 mm) |
| J1 | 409 901 700 | Tubing (10 mm) | Gaine (10 mm) |
| J1 | 409 901 800 | Tubing (13 mm) | Gaine (13 mm) |
| J1 | 415 079 900 | Tubing (10 mm) | Gaine (10 mm) |
| J1 | 410 112 800 | Tubing (12 mm x 40 mm) | Gaine (12 mm x 40 mm) |
| J1 | 410 112 900 | Tubing (Meter) | Gaine (mètre) |
| J1 | 415 080 000 | Tubing (16 mm) | Gaine (16 mm) |
| J1 | 409 902 100 | Tubing | Gaine |
| J2 | 410 917 200 | Fuse 30 amp. | Fusible 30 amp. |
| J3 | 409 004 000 | Fuse Holder | Porte-fusibles |
| J4 | 410 911 000 | Resistance 30 ohms | Résistance 30 ohms |
| N J4 | 515 175 241 | Resistance 50 ohms | Résistance 50 ohms |
| J5 | 278 001 008 | Insulating Sheath (Male Terminal) | Étui thermique (terminal mâle) |
| J6 | 278 001 007 | Insulating Sheath (Single) | Étui thermique (simple) |
| J7 | 410 113 200 | Light Relay | Relai de phare |
| K1 | 409 208 500 | Seal Wire | Joint de fil |
| K1 | 409 012 300 | Seal Wire | Joint de fil |
| K1 | 278 000 218 | Seal Wire | Joint de fil |
| K1 | 278 000 996 | Seal Wire | Joint de fil |
| K1 | 409 208 300 | Seal Wire | Joint de fil |
| K1 | 278 001 013 | Seal Wire | Joint de fil |
| K2 | 278 000 216 | Wire Seal (Cap) | Joint de fil (bouchon) |
| K3 | 293 000 052 | Sealing Cap (Deutsch) | Bouchon étanche (Deutsch) |
| L1 | 278 000 636 | Secondary Lock (Female) | Barrure secondaire (femelle) |
| L1 | 278 000 735 | Secondary Lock 6 Circuits (Female) Deutsch | Barrure secondaire 6 circuits (femelle) Deutsch |
| L2 | 278 000 737 | Secondary Lock 6 Circuits (Male) Deutsch ... | Barrure secondaire 6 circuits (mâle) Deutsch |
| L2 | 278 000 738 | Secondary Lock (Male) | Barrure secondaire (mâle) |
| L3 | 409 207 500 | Male Lock (Double) | Verrou mâle (double) |
| L3 | 409 013 100 | Male Lock (4) | Verrou mâle (4) |
| L3 | 409 207 600 | Male Lock (3) | Verrou mâle (3) |
| L4 | 409 207 100 | Female Lock (Double) | Verrou femelle (double) |
| M1 | 409 205 600 | Clip | Attache |
| M2 | 414 227 300 | Clip | Pince |
| M3 | 415 018 200 | Clip | Pince |
| M4 | 293 750 015 | Tie Rap Mount | Ancrage d'attache |
| M5 | 293 730 018 | Dart | Dard |


MACH 1
MODELS/MODÈLES: 1422/1437/1423

| | | |
|---|--------------|---|
| Backrest (adjustable) (CK3) | 861 7654 00 | Dossier ajustable (CK3) |
| Backrest (Touring) | 861 7603 00 | Dossier (Touring) |
| Backrest adjustment kit (CK3) | 860 7018 00 | Ens. réglage pour dossier (CK3) |
| Bumper, front (red) | 572 1112 00 | Pare-chocs avant (rouge) |
| Bumper, front (yellow) | 572 1112 01 | Pare-chocs avant (jaune) |
| Bumper, rear (red) | 572 1112 02 | Pare-chocs arrière (rouge) |
| Bumper, rear (yellow) | 572 1112 03 | Pare-chocs arrière (jaune) |
| Bumper, rear (purple) | 572 1112 07 | Pare-chocs arrière (mauve) |
| Bulkhead protector kit | 861 8009 00 | Ens. protecteur tablier |
| Compass | 415 0989 00 | Boussole |
| Cover, low windshield (nylon) | 449 010 0090 | Toile, pare-brise bas (nylon) |
| Cover, low windshield (canvas deluxe) | 489 010 0090 | Toile, pare-brise bas (canvas deluxe) |
| Cover, low windshield (canvas) | 459 010 0090 | Toile, pare-brise bas (canvas) |
| Cover, low windshield (super) | 469 010 0090 | Toile, pare-brise bas (super) |
| Cover, fit all windshield (canvas) | 459 044 0090 | Toile, tout pare-brise (canvas) |
| Cover, personalised, low windshield (canvas deluxe) | 489 010 0091 | Toile personnalisée, pare-brise bas (canvas deluxe) |
| Cover, personalised, low windshield (canvas) | 459 010 0091 | Toile personnalisée, pare-brise bas (canvas) |
| Cover, personalised, fit all windshield (canvas) | 459 034 0091 | Toile personnalisée, tout pare-brise (canvas) |
| Cushion, cloud nine seat (single) (black) | 415 0986 00 | Coussin, 7 ^e ciel (siège simple) (noir) |
| Cushion, cloud nine seat (single) (red) | 415 1275 00 | Coussin, 7 ^e ciel (siège simple) (rouge) |
| Cushion, cloud nine seat (single) (yellow) | 415 1275 01 | Coussin, 7 ^e ciel (siège simple) (jaune) |
| Decal, checkered (red) | 860 7020 00 | Décalque, damier (rouge) |
| Decal, checkered (yellow) | 860 7021 00 | Décalque, damier (jaune) |
| Electric starter | 861 5045 00 | Démarrreur électrique |
| Engine heater kit | 861 2034 00 | Ens. chauffe-moteur |
| Footwell pad (black) | 860 7023 00 | Tapis marche-pieds (noir) |
| Footwell pad (red) | 860 7024 00 | Tapis marche-pieds (rouge) |
| Forward/reverse transmission | 860 4235 00 | Transmission marche arrière |
| Grill kit (red) | 860 7038 00 | Ens.grilles (rouge) |
| Grill kit (yellow) | 860 7039 00 | Ens. grilles (jaune) |
| Handle, flex ski (yellow) | 860 5016 00 | Ens. poignée, ski flex (jaune) |
| Handle, flex ski (red) | 860 5017 00 | Ens. poignée, ski flex (rouge) |

Note: (1) Tongue type hitch required / Attelage type languette requis

Note: (2) Skid plate fasteners kit required (P/N 861 7646 00) / Ens. d'attaches requis (N/P 861 7646 00)

Or rivet skid plate fastener kit (P/N 861 7703 00) / Ens. d'attaches rivet (N/P 861 7703 00)


MACH 1
MODELS/MODÈLES: 1422/1437/1423

| | | |
|--|----------------------------|---|
| Handlebar grip (red) | 860 7043 00 | Ens. gaine de poignée (rouge) |
| Handlebar grip (yellow) | 860 7044 00 | Ens. gaine de poignée (jaune) |
| Handlebar grip (purple) | 860 7045 00 | Ens. gaine de poignée (mauve) |
| Heated visor quick connect kit | 860 7027 00 | Ens. raccordement pour visière chauffante |
| High altitude kit | 861 7667 00 | Ensemble haute altitude |
| Hitch (type hook) | 861 7225 00 ⁽¹⁾ | Attelage type crochet |
| Hitch (type tongue) | 861 7696 00 | Attelage type languette |
| Hourmeter | 861 7482 00 | Compteur horaire |
| Light stick | 295 5005 95 | Bâton lumineux |
| Luggage rack, optional backrest | 414 7182 00 | Porte-bagages, dossier optionel |
| Mirror kit | 861 7493 00 | Ens. rétroviseurs |
| Mirror kit (CK3) | 860 7030 00 | Ens. rétroviseurs (CK3) |
| Non-skid strip kit (black) | 861 7652 00 | Ens. plaques antidérapantes (noir) |
| Non skid strip kit (red) | 860 7033 00 | Ens. plaques antidérapantes (rouge) |
| Non skid strip kit (yellow) | 860 7034 00 | Ens. plaques antidérapantes (jaune) |
| Non skid strip kit (purple) | 860 7049 00 | Ens. plaques antidérapantes (mauve) |
| Passenger footrest kit | 861 7528 00 | Ens. repose-pieds |
| Passenger footrest kit (GT) | 861 7583 00 | Ens. repose-pieds (GT) |
| Quick adjustment kit (rear susp.) | 861 7655 00 | Ens. d'ajustement rapide (susp. arrière) |
| Reel lamp | 861 7657 00 | Lampe à bobine |
| Rewind handle (red) | 572 1112 08 | Poignée démarreur (rouge) |
| Rewind handle (yellow) | 572 1112 09 | Poignée démarreur (jaune) |
| Seat (2 pass. with low back) (black) | 415 0984 00 | Siège (2 pass. avec dossier bas) (noir) |
| Seat, convertible | 861 7693 00 | Siège convertible |
| Seat cover (red / black) | 415 1275 05 | Housse de siège (rouge / noire) |
| Seat cover (yellow / black) | 415 1275 06 | Housse de siège (jaune / noire) |
| Signal light | 295 5005 44 | Lumière de signalisation |
| Ski runner (flex) | 505 0693 00 | Lisse (flex) |
| Ski runner (carbide) (6", ½» rod) | 505 0702 23 | Lisse au carbure (6", tige de ½») |
| Ski runner (carbide) (8", ½» rod) | 505 0702 24 | Lisse au carbure (8", tige de ½») |
| Ski sole Flex (plastic) (amethyst '98) | 505 0702 42 | Semelle de ski Flex (plastique) (améthyste) |
| Ski sole Flex (plastic) (blue '98) | 505 0702 43 | Semelle de ski Flex (plastique) (bleue) |

Note: (1) Tongue type hitch required / Attelage type languette requis

Note: (2) Skid plate fasteners kit required (P/N 861 7646 00) / Ens. d'attaches requis (N/P 861 7646 00)

Or rivet skid plate fastener kit (P/N 861 7703 00) / Ens. d'attaches rivet (N/P 861 7703 00)


MACH 1
MODELS/MODÈLES: 1422/1437/1423

| | | |
|--------------------------------------|----------------------------|---|
| Ski sole Flex (plastic) (red) | 505 0702 44 | Semelle de ski Flex (plastique) (rouge) |
| Ski sole Flex (plastic) (yellow '98) | 505 0702 45 | Semelle de ski Flex (plastique) (jaune) |
| Skid plate (amethyst '98) | 572 1056 00 ⁽²⁾ | Plaque protectrice (améthyste) |
| Skid plate (black) | 572 1027 00 ⁽²⁾ | Plaque protectrice (noir) |
| Skid plate (blue '98) | 572 1055 00 ⁽²⁾ | Plaque protectrice (bleue) |
| Skid plate (red) | 572 1057 00 ⁽²⁾ | Plaque protectrice (rouge) |
| Skid plate (yellow '98) | 572 1058 00 ⁽²⁾ | Plaque protectrice (jaune) |
| Slider shoe SC-10 (amethyst '98) | 560 3157 00 | Glissière SC-10 (améthyste) |
| Slider shoe SC-10 (black) | 560 3155 00 | Glissière SC-10 (noire) |
| Slider shoe SC-10 (blue '98) | 560 3156 00 | Glissière SC-10 (bleu) |
| Slider shoe SC-10 (red) | 560 3158 00 | Glissière SC-10 (rouge) |
| Slider shoe SC-10 (yellow '98) | 560 3159 00 | Glissière SC-10 (jaune) |
| Snowguard (red) | 572 1112 12 | Garde-neige (rouge) |
| Snowguard (yellow) | 572 1112 13 | Garde-neige (jaune) |
| Stabilizer lever (red) | 572 1112 16 | Levier stabilisatrice (rouge) |
| Stabilizer lever (yellow) | 572 1112 17 | Levier stabilisatrice (jaune) |
| Stabilizer lever (purple) | 572 1112 14 | Levier stabilisatrice (mauve) |
| Steering arm, left (red) | 506 1512 01 | Bras de direction gauche (rouge) |
| Steering arm, right (red) | 506 1512 02 | Bras de direction droit (rouge) |
| Steering arm, left (yellow) | 506 1512 03 | Bras de direction gauche (jaune) |
| Steering arm, right (yellow) | 506 1512 04 | Bras de direction droit (jaune) |
| Steering padding (red) | 506 1512 11 | Rembourrage de guidon (rouge) |
| Steering padding (yellow) | 506 1512 12 | Rembourrage de guidon (jaune) |
| Tank bra (black) | 513 0329 50 | Couvre-réservoir (noir) |
| Tank bra (red) | 513 0329 44 | Couvre-réservoir (rouge) |
| Tank bra (yellow) | 513 0329 45 | Couvre-réservoir (jaune) |
| Tie rod (red) | 506 1512 15 | Barre d'accouplement (rouge) |
| Tie rod (yellow) | 506 1512 16 | Barre d'accouplement (jaune) |
| Track 15" x 121" (1.45") 36.8 mm | 861 7535 00 | Chenille 15" x 121" (1.45") 36.8 mm |
| Track 15" x 121" (1.75") 44.6 mm | 570 2129 00 | Chenille 15" x 121" (1.75") 44.6 mm |
| Track extension kit SC-10 | 861 7604 00 | Ens. rallonge de chenille SC-10 |
| Tunnel molding, rear, left (red) | 518 3215 79 | Enjoliveur arrière gauche (rouge) |

Note: (1) Tongue type hitch required / Attelage type languette requis

Note: (2) Skid plate fasteners kit required (P/N 861 7646 00) / Ens. d'attaches requis (N/P 861 7646 00)

Or rivet skid plate fastener kit (P/N 861 7703 00) / Ens. d'attaches rivet (N/P 861 7703 00)


MACH 1 R
MODELS/MODÈLES: 1442/1443/1444

| | | |
|---|--------------|---|
| Backrest (adjustable) (CK3) | 861 7654 00 | Dossier ajustable (CK3) |
| Backrest (Touring) | 861 7603 00 | Dossier (Touring) |
| Backrest adjustment kit (CK3) | 860 7018 00 | Ens. réglage pour dossier (CK3) |
| Bumper, front (red) | 572 1112 00 | Pare-chocs avant (rouge) |
| Bumper, front (yellow) | 572 1112 01 | Pare-chocs avant (jaune) |
| Bumper, rear (red) | 572 1112 02 | Pare-chocs arrière (rouge) |
| Bumper, rear (yellow) | 572 1112 03 | Pare-chocs arrière (jaune) |
| Bumper, rear (purple) | 572 1112 07 | Pare-chocs arrière (mauve) |
| Bulkhead protector kit | 861 8009 00 | Ens. protecteur tablier |
| Compass | 415 0989 00 | Boussole |
| Cover, low windshield (nylon) | 449 010 0090 | Toile, pare-brise bas (nylon) |
| Cover, low windshield (canvas deluxe) | 489 010 0090 | Toile, pare-brise bas (canvas deluxe) |
| Cover, low windshield (canvas) | 459 010 0090 | Toile, pare-brise bas (canvas) |
| Cover, low windshield (super) | 469 010 0090 | Toile, pare-brise bas (super) |
| Cover, fit all windshield (canvas) | 459 044 0090 | Toile, tout pare-brise (canvas) |
| Cover, personalised, low windshield (canvas deluxe) | 489 010 0091 | Toile personnalisée, pare-brise bas (canvas deluxe) |
| Cover, personalised, low windshield (canvas) | 459 010 0091 | Toile personnalisée, pare-brise bas (canvas) |
| Cover, personalised, fit all windshield (canvas) | 459 034 0091 | Toile personnalisée, tout pare-brise (canvas) |
| Cushion, cloud nine seat (single) (black) | 415 0986 00 | Coussin, 7 ^e ciel (siège simple) (noir) |
| Cushion, cloud nine seat (single) (red) | 415 1275 00 | Coussin, 7 ^e ciel (siège simple) (rouge) |
| Cushion, cloud nine seat (single) (yellow) | 415 1275 01 | Coussin, 7 ^e ciel (siège simple) (jaune) |
| Decal, checkered (red) | 860 7020 00 | Décalque, damier (rouge) |
| Decal, checkered (yellow) | 860 7021 00 | Décalque, damier (jaune) |
| Electric starter | 861 5045 00 | Démarrreur électrique |
| Engine heater kit | 861 2034 00 | Ens. chauffe-moteur |
| Footwell pad (black) | 860 7023 00 | Tapis marche-pieds (noir) |
| Footwell pad (red) | 860 7024 00 | Tapis marche-pieds (rouge) |
| Grill kit (red) | 860 7038 00 | Ens. grilles (rouge) |
| Grill kit (yellow) | 860 7039 00 | Ens. grilles (jaune) |
| Handle, flex ski (yellow) | 860 5016 00 | Ens. poignée, ski flex (jaune) |
| Handle, flex ski (red) | 860 5017 00 | Ens. poignée, ski flex (rouge) |
| Handlebar grip (red) | 860 7043 00 | Ens. gaine de poignée (rouge) |

Note: (1) Tongue type hitch required / Attelage type languette requis

Note: (2) Skid plate fasteners kit required (P/N 861 7646 00) / Ens. d'attaches requis (N/P 861 7646 00)

Or rivet skid plate fastener kit (P/N 861 7703 00) / Ens. d'attaches rivet (N/P 861 7703 00)


MACH 1 R
MODELS/MODÈLES: 1442/1443/1444

| | | |
|--|----------------------------|---|
| Handlebar grip (yellow) | 860 7044 00 | Ens. gaine de poignée (jaune) |
| Handlebar grip (purple) | 860 7045 00 | Ens. gaine de poignée (mauve) |
| Heated visor quick connect kit | 860 7027 00 | Ens. raccordement pour visière chauffante |
| High altitude kit | 861 7667 00 | Ensemble haute altitude |
| Hitch (type hook) | 861 7225 00 ⁽¹⁾ | Attelage type crochet |
| Hitch (type tongue) | 861 7696 00 | Attelage type languette |
| Hourmeter | 861 7482 00 | Compteur horaire |
| Light stick | 295 5005 95 | Bâton lumineux |
| Luggage rack, optional backrest | 414 7182 00 | Porte-bagages, dossier optionel |
| Mirror kit | 861 7493 00 | Ens. rétroviseurs |
| Mirror kit (CK3) | 860 7030 00 | Ens. rétroviseurs (CK3) |
| Non-skid strip kit (black) | 861 7652 00 | Ens. plaques antidérapantes (noir) |
| Non skid strip kit (red) | 860 7033 00 | Ens. plaques antidérapantes (rouge) |
| Non skid strip kit (yellow) | 860 7034 00 | Ens. plaques antidérapantes (jaune) |
| Non skid strip kit (purple) | 860 7049 00 | Ens. plaques antidérapantes (mauve) |
| Passenger footrest kit | 861 7528 00 | Ens. repose-pieds |
| Passenger footrest kit (GT) | 861 7583 00 | Ens. repose-pieds (GT) |
| Quick adjustment kit (rear susp.) | 861 7655 00 | Ens. d'ajustement rapide (susp. arrière) |
| Reel lamp | 861 7657 00 | Lampe à bobine |
| Rewind handle (red) | 572 1112 08 | Poignée démarreur (rouge) |
| Rewind handle (yellow) | 572 1112 09 | Poignée démarreur (jaune) |
| Seat (2 pass. with low back) (black) | 415 0984 00 | Siège (2 pass. avec dossier bas) (noir) |
| Seat, convertible | 861 7693 00 | Siège convertible |
| Seat cover (red / black) | 415 1275 05 | Housse de siège (rouge / noire) |
| Seat cover (yellow / black) | 415 1275 06 | Housse de siège (jaune / noire) |
| Signal light | 295 5005 44 | Lumière de signalisation |
| Ski runner (flex) | 505 0693 00 | Lisse (flex) |
| Ski runner (carbide) (6", ½» rod) | 505 0702 23 | Lisse au carbure (6", tige de ½») |
| Ski runner (carbide) (8", ½» rod) | 505 0702 24 | Lisse au carbure (8", tige de ½») |
| Ski sole Flex (plastic) (amethyst '98) | 505 0702 42 | Semelle de ski Flex (plastique) (améthyste) |
| Ski sole Flex (plastic) (blue '98) | 505 0702 43 | Semelle de ski Flex (plastique) (bleue) |
| Ski sole Flex (plastic) (red) | 505 0702 44 | Semelle de ski Flex (plastique) (rouge) |

Note: (1) Tongue type hitch required / Attelage type languette requis

Note: (2) Skid plate fasteners kit required (P/N 861 7646 00) / Ens. d'attaches requis (N/P 861 7646 00)

Or rivet skid plate fastener kit (P/N 861 7703 00) / Ens. d'attaches rivet (N/P 861 7703 00)


MACH 1 R
MODELS/MODÈLES: 1442/1443/1444

| | | |
|--------------------------------------|----------------------------|---|
| Ski sole Flex (plastic) (yellow '98) | 505 0702 45 | Semelle de ski Flex (plastique) (jaune) |
| Skid plate (amethyst '98) | 572 1056 00 ⁽²⁾ | Plaque protectrice (améthyste) |
| Skid plate (black) | 572 1027 00 ⁽²⁾ | Plaque protectrice (noir) |
| Skid plate (blue '98) | 572 1055 00 ⁽²⁾ | Plaque protectrice (bleue) |
| Skid plate (red) | 572 1057 00 ⁽²⁾ | Plaque protectrice (rouge) |
| Skid plate (yellow '98) | 572 1058 00 ⁽²⁾ | Plaque protectrice (jaune) |
| Slider shoe SC-10 (amethyst '98) | 560 3157 00 | Glissière SC-10 (améthyste) |
| Slider shoe SC-10 (black) | 560 3155 00 | Glissière SC-10 (noire) |
| Slider shoe SC-10 (blue '98) | 560 3156 00 | Glissière SC-10 (bleu) |
| Slider shoe SC-10 (red) | 560 3158 00 | Glissière SC-10 (rouge) |
| Slider shoe SC-10 (yellow '98) | 560 3159 00 | Glissière SC-10 (jaune) |
| Snowguard (red) | 572 1112 12 | Garde-neige (rouge) |
| Snowguard (yellow) | 572 1112 13 | Garde-neige (jaune) |
| Stabilizer lever (red) | 572 1112 16 | Levier stabilisatrice (rouge) |
| Stabilizer lever (yellow) | 572 1112 17 | Levier stabilisatrice (jaune) |
| Stabilizer lever (purple) | 572 1112 14 | Levier stabilisatrice (mauve) |
| Steering arm, left (red) | 506 1512 01 | Bras de direction gauche (rouge) |
| Steering arm, right (red) | 506 1512 02 | Bras de direction droit (rouge) |
| Steering arm, left (yellow) | 506 1512 03 | Bras de direction gauche (jaune) |
| Steering arm, right (yellow) | 506 1512 04 | Bras de direction droit (jaune) |
| Steering padding (red) | 506 1512 11 | Rembourrage de guidon (rouge) |
| Steering padding (yellow) | 506 1512 12 | Rembourrage de guidon (jaune) |
| Tank bra (black) | 513 0329 50 | Couvre-réservoir (noir) |
| Tank bra (red) | 513 0329 44 | Couvre-réservoir (rouge) |
| Tank bra (yellow) | 513 0329 45 | Couvre-réservoir (jaune) |
| Tie rod (red) | 506 1512 15 | Barre d'accouplement (rouge) |
| Tie rod (yellow) | 506 1512 16 | Barre d'accouplement (jaune) |
| Track 15" x 121" (1.45") 36.8 mm | 861 7535 00 | Chenille 15" x 121" (1.45") 36.8 mm |
| Track 15" x 121" (1.75") 44.6 mm | 570 2129 00 | Chenille 15" x 121" (1.75") 44.6 mm |
| Track extension kit SC-10 | 861 7604 00 | Ens. rallonge de chenille SC-10 |
| Tunnel molding, rear, left (red) | 518 3215 79 | Enjoliveur arrière gauche (rouge) |
| Tunnel molding, rear, right (red) | 518 3215 80 | Enjoliveur arrière droit (rouge) |

Note: (1) Tongue type hitch required / Attelage type languette requis

Note: (2) Skid plate fasteners kit required (P/N 861 7646 00) / Ens. d'attaches requis (N/P 861 7646 00)

Or rivet skid plate fastener kit (P/N 861 7703 00) / Ens. d'attaches rivet (N/P 861 7703 00)



Numerical Index Index numérique

| | | | | | | | |
|-------------|----------------------|-------------|--|-------------|---|-------------|-----------------------------|
| 080 039 300 | Page C2 | 222 983 065 | Page D4 | 278 000 217 | Page E5 | 389 804 300 | Page D9 |
| 080 039 500 | Page B11 | 222 983 565 | Page C5 | 278 000 218 | Page E6 | 390 004 800 | Page D9 |
| 205 451 286 | Page C2 | 222 984 565 | Page D3 | 278 000 219 | Page E5 | 390 401 600 | Page D11 |
| 205 452 546 | Page C8 | 224 001 211 | Page A6, B1, B11, D1, D3, D7 | 278 000 222 | Page E5 | 390 402 200 | Page C4, D7, E3 |
| 205 483 046 | Page C2 | 224 021 251 | Page C12, D1 | 278 000 223 | Page E4 | 390 402 400 | Page D7, D11 |
| 206 260 844 | Page D3 | 224 061 121 | Page B2, C5, D7, D9 | 278 000 230 | Page E5 | 390 403 600 | Page D8 |
| 206 263 044 | Page C2 | 224 061 151 | Page A10, C1, C8, E3 | 278 000 237 | Page A10 | 390 404 900 | Page C7 |
| 207 006 044 | Page C5, D1 | 224 061 201 | Page D8, D9 | 278 000 273 | Page E5 | 390 406 500 | Page B1, D10 |
| 207 026 044 | Page D1 | 224 061 201 | Page D8, D9 | 278 000 281 | Page E5 | 390 409 400 | Page D11 |
| 207 066 044 | Page C5, D9 | 224 081 171 | Page C2, C7, C8, C12, D1, D3, D5 | 278 000 394 | Page E5 | 390 409 600 | Page A12, C4, D5, D6, D9 |
| 207 084 544 | Page C8 | 224 081 201 | Page D3 | 278 000 395 | Page E5 | 390 904 900 | Page E3 |
| 207 085 044 | Page C7, D2, D3, D7 | 224 151 101 | Page D11 | 278 000 508 | Page E2 | 390 906 800 | Page A12, D9 |
| 207 088 544 | Page C11 | 224 701 170 | Page D7 | 278 000 631 | Page E5 | 390 908 000 | Page D5 |
| 207 089 044 | Page C12 | 224 721 218 | Page C11, D1 | 278 000 632 | Page E4 | 390 908 000 | Page D5 |
| 207 103 044 | Page D3 | 224 761 110 | Page A8, A10, A12, C3, D8 | 278 000 635 | Page E5 | 390 910 300 | Page D7 |
| 207 103 544 | Page C4, C8, D3, D7 | 224 781 140 | Page A12, C12, D1, D5 | 278 000 636 | Page E6 | 391 301 000 | Page D9 |
| 207 141 644 | Page D9 | 228 001 045 | Page A6, B1 | 278 000 735 | Page E6 | 391 301 600 | Page C11, D10, D11, E3 |
| 207 151 644 | Page D7, D9, D11 | 228 061 045 | Page A10, C2 | 278 000 736 | Page E5 | 391 301 700 | Page B1, C11, D11, E3 |
| 207 152 044 | Page A12, D11 | 228 501 045 | Page B1, B11, C7, C8, C11 | 278 000 737 | Page E6 | 394 103 300 | Page B6 |
| 207 161 644 | Page A10, A11, D8 | 228 521 045 | Page C7 | 278 000 738 | Page E6 | 399 910 000 | Page C2 |
| 207 162 044 | Page A10 | 228 551 045 | Page B5, C11, C12, D8, E3 | 278 000 739 | Page E5 | 399 910 100 | Page C8 |
| 207 182 044 | Page D5 | 228 561 045 | Page B3, C1, C11, D7, D9, E3 | 278 000 992 | Page E4 | 404 101 100 | Page B8 |
| 210 361 890 | Page C1 | 228 701 045 | Page C8, D4 | 278 000 996 | Page E6 | 404 103 300 | Page B9 |
| 211 000 021 | Page C9 | 228 741 045 | Page D9 | 278 001 007 | Page E6 | 404 103 300 | Page B9 |
| 211 000 028 | Page D12 | 228 751 045 | Page A10, B1, C6, C8, D5, D7, D9, D11 | 278 001 008 | Page E6 | 404 107 300 | Page B8 |
| 216 362 560 | Page C11 | 228 761 045 | Page D5 | 278 001 013 | Page E6 | 404 107 400 | Page B8 |
| 217 042 600 | Page D12 | 228 781 045 | Page A12, C9, C11, D3, D4, D7 | 278 001 014 | Page E4 | 404 112 000 | Page B10 |
| 222 002 565 | Page B1, B11, C5 | 230 022 044 | Page C7 | 278 001 113 | Page E5 | 404 113 300 | Page B9 |
| 222 005 565 | Page C8 | 230 080 044 | Page C7 | 278 001 114 | Page E4 | 404 136 100 | Page B8 |
| 222 008 565 | Page C8 | 232 120 414 | Page B1 | 278 001 144 | Page E4 | 404 136 900 | Page B9 |
| 222 024 065 | Page C11, D1 | 232 561 600 | Page B2 | 290 964 068 | Page E4 | 404 136 900 | Page B9 |
| 222 051 465 | Page A10, D8 | 232 581 414 | Page C2, C5, C7, C10, D1, D3 | 293 000 052 | Page E6 | 404 137 000 | Page B8 |
| 222 052 565 | Page C11 | 233 061 414 | Page C1 | 293 150 007 | Page D11 | 404 137 000 | Page B9 |
| 222 053 065 | Page D5 | 233 261 414 | Page A12, B2, C5, C9, C12, D9, E3 | 293 550 004 | Page B6, E3 | 404 137 400 | Page B9 |
| 222 054 065 | Page C11 | 234 100 602 | Page A6, B1, B11, D3 | 293 550 014 | Page C8 | 404 137 500 | Page B9 |
| 222 061 865 | Page C2, D8 | 234 101 601 | Page D1, D3 | 293 550 018 | Page E6 | 404 137 600 | Page B9 |
| 222 062 065 | Page C11, D8, D9, E2 | 234 271 414 | Page C1 | 293 730 018 | Page E6 | 404 138 000 | Page B9 |
| 222 062 565 | Page B2, C3, C8 | 243 141 640 | Page D11 | 293 750 001 | Page C6 | 404 138 100 | Page B9 |
| 222 063 065 | Page D9 | 269 500 252 | Page B2 | 293 750 002 | Page E2 | 404 138 200 | Page B9 |
| 222 063 565 | Page D8 | 270 000 137 | Page E5 | 293 750 008 | Page E2 | 404 138 300 | Page B9 |
| 222 064 065 | Page A8 | 270 000 141 | Page A10 | 293 750 015 | Page E6 | 404 138 700 | Page B9 |
| 222 081 665 | Page B1 | 277 000 142 | Page C6 | 293 800 005 | Page B1 | 404 138 700 | Page B9 |
| 222 082 565 | Page C11, D2 | 278 000 161 | Page E5 | 293 800 015 | Page A7, A9, A10, B3, B11, C3, C12, D1, D4 | 404 138 800 | Page B8, B9 |
| 222 083 065 | Page C12, D1 | 278 000 216 | Page E6 | 293 800 018 | Page B2 | 404 138 900 | Page B8 |
| 222 084 065 | Page C5, D1 | | | 293 800 033 | Page E3 | 404 139 000 | Page B8 |
| 222 085 565 | Page B1, C6, D1, D8 | | | 365 901 100 | Page D5, D10, E3 | 404 139 100 | Page B8 |
| 222 087 565 | Page C2, D1, D4 | | | 371 006 300 | Page B11 | 404 139 400 | Page B9 |
| 222 088 065 | Page C12 | | | 371 901 700 | Page B11, C11 | 404 139 500 | Page B9 |
| 222 852 065 | Page C6 | | | 371 903 100 | Page C2 | 404 139 600 | Page B10 |
| 222 902 565 | Page C7 | | | 371 907 100 | Page D3 | 404 139 800 | Page B10 |
| 222 903 565 | Page D4 | | | 371 910 200 | Page C10 | 404 139 900 | Page B9 |
| 222 962 565 | Page A5, A9, A12 | | | 371 910 400 | Page C7 | 404 140 000 | Page B9 |
| 222 964 066 | Page C1 | | | 371 910 700 | Page D4 | 404 140 100 | Page B8 |
| 222 965 065 | Page C1 | | | 371 911 000 | Page C3 | 404 140 200 | Page B9 |
| | | | | 372 118 400 | Page B6 | 404 140 400 | Page B9 |
| | | | | | | 404 140 500 | Page B8 |
| | | | | | | 404 140 600 | Page B8 |



Numerical Index

Index numérique

| | | | | | | | |
|-------------|-----------------------------|-------------|-----------------|-------------|---------------------------------------|-------------|---------------|
| 404 140 900 | Page B9 | 409 010 600 | Page E4 | 410 504 200 | Page E2 | 414 575 600 | Page B11 |
| 404 141 000 | Page B8 | 409 010 900 | Page E5 | 410 504 401 | Page E3 | 414 580 700 | Page B4 |
| 404 141 100 | Page B9 | 409 011 100 | Page E5 | 410 607 100 | Page E3 | 414 612 700 | Page B6 |
| 404 141 200 | Page B9 | 409 011 300 | Page E5 | 410 608 300 | Page E3 | 414 631 900 | Page D10, D12 |
| 404 141 700 | Page B8 | 409 011 400 | Page E4 | 410 911 000 | Page E6 | 414 632 400 | Page D10, D12 |
| 404 141 800 | Page B9 | 409 011 500 | Page E4 | 410 917 200 | Page E6 | 414 655 700 | Page B5 |
| 404 142 000 | Page B10 | 409 012 300 | Page E6 | 412 500 100 | Page A11 | 414 663 900 | Page C10 |
| 404 142 100 | Page B8 | 409 012 500 | Page E4 | 413 701 000 | Page A7, A9, B12, C2 | 414 681 800 | Page B4, E3 |
| 404 142 600 | Page B9 | 409 012 600 | Page E4 | 413 702 700 | Page A5 | 414 681 900 | Page B4, E3 |
| 404 142 700 | Page B8 | 409 013 100 | Page E6 | 413 703 100 | Page C1, C2 | 414 684 700 | Page B2 |
| 404 142 900 | Page B8 | 409 201 000 | Page E5 | 413 707 000 | Page A5, A7, A9, B3 | 414 728 000 | Page D5 |
| 404 143 000 | Page B9 | 409 201 200 | Page E5 | 413 707 400 | Page B12, C5, C8, C11, D1, D4 | 414 728 700 | Page B2 |
| 404 143 100 | Page B9 | 409 201 300 | Page E5 | 413 707 500 | Page E3 | 414 745 900 | Page D11 |
| 404 143 200 | Page B8 | 409 202 700 | Page E5 | 413 710 300 | Page A12 | 414 753 300 | Page B5 |
| 404 143 500 | Page B8 | 409 204 200 | Page E2, E5 | 413 710 500 | Page B4 | 414 753 500 | Page B5 |
| 404 143 600 | Page B8 | 409 204 300 | Page C6, E5 | 413 710 700 | Page B4 | 414 762 800 | Page C1 |
| 404 143 700 | Page B9 | 409 204 500 | Page E2, E5 | 413 711 400 | Page A6 | 414 768 000 | Page C5 |
| 404 143 900 | Page B8 | 409 204 600 | Page E5 | 413 711 500 | Page A10, B11, C6, C8, C10, D1, D3 | 414 768 100 | Page C5 |
| 404 144 000 | Page B9 | 409 204 700 | Page E5 | 413 802 900 | Page B4 | 414 784 800 | Page C2 |
| 404 144 100 | Page B9 | 409 204 800 | Page E5 | 413 803 000 | Page B4 | 414 784 900 | Page B11 |
| 404 144 200 | Page B9 | 409 204 900 | Page E5 | 413 803 100 | Page B4 | 414 792 102 | Page E3 |
| 404 144 400 | Page B8 | 409 205 100 | Page E4 | 413 803 200 | Page B4 | 414 795 800 | Page B2 |
| 404 144 800 | Page B8 | 409 205 300 | Page E4 | 413 803 300 | Page B11 | 414 805 101 | Page E3 |
| 404 144 900 | Page B9 | 409 205 600 | Page E6 | 414 036 300 | Page D9 | 414 806 500 | Page E2 |
| 404 145 100 | Page B9 | 409 206 100 | Page E3, E4 | 414 070 300 | Page D11 | 414 806 700 | Page E2 |
| 404 149 500 | Page B9 | 409 206 900 | Page E5 | 414 112 400 | Page D6 | 414 806 800 | Page E2 |
| 404 149 800 | Page B9 | 409 207 000 | Page E5 | 414 115 200 | Page A10, B2, B5, C4, E2 | 414 806 900 | Page E2 |
| 404 152 900 | Page B9 | 409 207 100 | Page E6 | 414 176 000 | Page A6, B6, E2 | 414 807 100 | Page E2 |
| 404 154 200 | Page B10 | 409 207 300 | Page E5 | 414 185 600 | Page D9 | 414 807 200 | Page E2 |
| 404 154 900 | Page B9 | 409 207 500 | Page E6 | 414 227 300 | Page B4, E6 | 414 814 100 | Page B5 |
| 404 155 100 | Page B8 | 409 207 600 | Page E6 | 414 274 500 | Page B6 | 414 820 800 | Page C2 |
| 404 156 300 | Page B8 | 409 207 700 | Page E5 | 414 362 300 | Page B11 | 414 833 600 | Page E3 |
| 404 158 000 | Page B8 | 409 207 900 | Page E5 | 414 407 400 | Page D6 | 414 833 700 | Page E3 |
| 404 161 802 | Page B10 | 409 208 300 | Page E6 | 414 413 800 | Page B3 | 414 859 400 | Page D7 |
| 405 403 000 | Page B11 | 409 208 500 | Page E6 | 414 415 200 | Page B4, B5 | 414 872 100 | Page B5 |
| 405 403 900 | Page B12, C10 | 409 208 800 | Page E5 | 414 420 700 | Page B4, B5 | 414 872 700 | Page B5 |
| 405 404 400 | Page B11 | 409 209 300 | Page E5 | 414 436 800 | Page D12 | 414 876 700 | Page B11 |
| 405 404 500 | Page C11, C12, D3 | 409 209 900 | Page E6 | 414 436 900 | Page D12 | 414 893 700 | Page B5 |
| 405 408 200 | Page C2 | 409 210 000 | Page B5, E2, E4 | 414 440 800 | Page B6, C4, C7 | 414 916 600 | Page D9 |
| 405 408 600 | Page C10 | 409 901 600 | Page E6 | 414 473 200 | Page C4 | 414 917 900 | Page D1 |
| 408 200 700 | Page C7, C8, C10, D1, D3 | 409 901 700 | Page E6 | 414 484 400 | Page B11 | 414 918 000 | Page C2 |
| 408 800 400 | Page B2 | 409 901 800 | Page E6 | 414 491 600 | Page C6 | 414 920 000 | Page C4 |
| 408 801 900 | Page D8 | 409 902 100 | Page E6 | 414 506 600 | Page D8 | 414 920 500 | Page C4 |
| 408 803 400 | Page B2 | 410 107 300 | Page E2 | 414 513 600 | Page D5 | 414 920 600 | Page C4 |
| 409 001 800 | Page E4 | 410 109 500 | Page E2 | 414 513 700 | Page D5 | 414 936 000 | Page D2, D4 |
| 409 003 200 | Page E4 | 410 109 600 | Page E2 | 414 516 400 | Page D5 | 414 961 100 | Page A10 |
| 409 003 600 | Page E4 | 410 110 000 | Page C6 | 414 530 600 | Page C7 | 414 969 400 | Page B11 |
| 409 004 000 | Page E6 | 410 111 300 | Page E2 | 414 531 300 | Page B11 | 414 976 100 | Page C8 |
| 409 008 500 | Page B5, E5 | 410 112 100 | Page E2 | 414 536 500 | Page B4 | 414 977 200 | Page B5 |
| 409 008 600 | Page E5 | 410 112 800 | Page E6 | 414 554 800 | Page B4, B5 | 414 989 700 | Page C4 |
| 409 010 100 | Page E4 | 410 112 900 | Page E6 | 414 558 900 | Page C2 | 414 989 800 | Page C4 |
| 409 010 300 | Page E4 | 410 113 200 | Page E6 | | | 414 989 900 | Page C4 |
| 409 010 400 | Page E5 | 410 113 300 | Page E2 | | | 414 990 000 | Page C4 |
| | | 410 504 000 | Page D5 | | | 414 990 600 | Page C4 |



Numerical Index

Index numérique

| | | | | | | | |
|-------------|------------------|-------------|----------|-------------|---------------|-------------|-----------------------|
| 414 990 700 | Page C4 | 415 096 400 | Page E2 | 420 230 195 | Page A5 | 420 852 301 | Page A11 |
| 414 990 800 | Page C10 | 415 096 500 | Page E2 | 420 232 100 | Page A5 | 420 854 265 | Page A8 |
| 414 991 700 | Page E2 | 415 096 810 | Page E1 | 420 239 945 | Page A8 | 420 854 307 | Page A8 |
| 415 011 200 | Page C2 | 415 097 200 | Page E2 | 420 240 480 | Page A8, B2 | 420 854 447 | Page A8 |
| 415 012 400 | Page C5 | 415 097 300 | Page E2 | 420 240 580 | Page A8 | 420 860 965 | Page B3 |
| 415 018 100 | Page D11 | 415 097 800 | Page B5 | 420 241 220 | Page A8 | 420 860 967 | Page B3 |
| 415 018 200 | Page E6 | 415 099 500 | Page C4 | 420 241 236 | Page A8 | 420 867 792 | Page A6 |
| 415 025 500 | Page C4 | 415 099 800 | Page E3 | 420 244 215 | Page B3 | 420 867 841 | Page A5 |
| 415 027 800 | Page D3 | 415 100 600 | Page E2 | 420 245 370 | Page C1, C2 | 420 886 313 | Page A9 |
| 415 029 800 | Page C4 | 415 100 800 | Page E3 | 420 246 015 | Page A7 | 420 887 521 | Page A7 |
| 415 029 900 | Page C4 | 415 101 200 | Page E3 | 420 250 234 | Page A8 | 420 887 603 | Page A7 |
| 415 030 000 | Page C4 | 415 101 400 | Page C8 | 420 251 920 | Page A8 | 420 887 604 | Page A7 |
| 415 033 500 | Page D1 | 415 107 100 | Page A12 | 420 256 408 | Page B3 | 420 887 932 | Page B3 |
| 415 037 900 | Page E1 | 415 107 300 | Page D7 | 420 260 728 | Page A8 | 420 897 061 | Page A11 |
| 415 039 500 | Page C7 | 415 109 900 | Page C8 | 420 429 230 | Page A5 | 420 911 551 | Page A8 |
| 415 040 700 | Page C6 | 415 110 900 | Page D12 | 420 430 110 | Page A8 | 420 915 986 | Page A7 |
| 415 041 100 | Page C5 | 415 111 300 | Page D10 | 420 430 220 | Page A8 | 420 916 186 | Page A7 |
| 415 045 100 | Page D12 | 415 111 900 | Page A12 | 420 430 782 | Page A8 | 420 922 485 | Page A8 |
| 415 045 300 | Page D12 | 415 112 200 | Page B5 | 420 432 271 | Page A7 | 420 923 127 | Page A8 |
| 415 045 400 | Page D12 | 415 112 300 | Page A12 | 420 440 191 | Page A5 | 420 923 133 | Page A8 |
| 415 045 500 | Page D12 | 415 112 400 | Page A12 | 420 640 071 | Page B3 | 420 923 420 | Page A8 |
| 415 045 800 | Page D11 | 415 112 500 | Page A12 | 420 810 470 | Page A5 | 420 924 532 | Page A5 |
| 415 046 302 | Page D5 | 415 112 600 | Page A12 | 420 815 046 | Page A7 | 420 927 410 | Page A6 |
| 415 047 000 | Page B2 | 415 112 800 | Page D9 | 420 818 617 | Page A7 | 420 927 952 | Page A6 |
| 415 047 100 | Page B2 | 415 114 800 | Page A12 | 420 818 626 | Page A7 | 420 929 935 | Page A5 |
| 415 048 600 | Page C5 | 415 114 900 | Page A12 | 420 827 050 | Page A7 | 420 929 972 | Page A7 |
| 415 049 300 | Page B11 | 415 115 000 | Page A12 | 420 827 405 | Page A10 | 420 931 270 | Page A8, B2 |
| 415 052 800 | Page C8 | 415 117 500 | Page C4 | 420 827 800 | Page A6 | 420 931 280 | Page A7 |
| 415 052 900 | Page C8 | 415 120 800 | Page B5 | 420 831 792 | Page A8 | 420 931 290 | Page B3 |
| 415 053 300 | Page C5 | 415 123 100 | Page D11 | 420 831 990 | Page A7 | 420 931 300 | Page A5 |
| 415 056 500 | Page B2 | 417 003 801 | Page C1 | 420 832 490 | Page A5 | 420 931 320 | Page A8 |
| 415 058 300 | Page D9 | 417 003 900 | Page C1 | 420 832 538 | Page A7 | 420 931 330 | Page A8 |
| 415 059 800 | Page C5 | 417 004 201 | Page C1 | 420 834 266 | Page A6 | 420 931 570 | Page A8 |
| 415 064 400 | Page D10, E1 | 417 004 302 | Page C1 | 420 834 267 | Page A6 | 420 931 571 | Page A8 |
| 415 064 401 | Page D10, E1 | 417 004 305 | Page C1 | 420 834 270 | Page B3 | 420 931 572 | Page A8 |
| 415 068 400 | Page C8 | 417 004 308 | Page C1 | 420 838 082 | Page A8 | 420 938 986 | Page A11 |
| 415 073 300 | Page D5 | 417 004 501 | Page C1 | 420 838 253 | Page A9 | 420 939 115 | Page A11 |
| 415 075 300 | Page C4 | 417 004 800 | Page C1 | 420 840 886 | Page A10 | 420 940 400 | Page A5 |
| 415 079 800 | Page B5 | 417 005 286 | Page C1 | 420 841 306 | Page A5 | 420 940 636 | Page A5 |
| 415 079 900 | Page A10, B4, E6 | 417 005 500 | Page C1 | 420 841 520 | Page A10 | 420 941 215 | Page A5 |
| 415 080 000 | Page B5, E6 | 417 005 600 | Page C1 | 420 841 555 | Page A5 | 420 941 250 | Page A5 |
| 415 080 100 | Page B5 | 417 005 700 | Page C1 | 420 842 042 | Page A5 | 420 941 451 | Page A5 |
| 415 080 200 | Page B2, B4, B5 | 417 006 100 | Page C1 | 420 842 230 | Page A7 | 420 941 621 | Page A8 |
| 415 080 700 | Page B4 | 417 010 200 | Page C2 | 420 845 020 | Page A5 | 420 941 691 | Page B3 |
| 415 080 800 | Page B5, E3 | 417 010 400 | Page C2 | 420 845 270 | Page D10, D12 | 420 944 466 | Page A5 |
| 415 081 200 | Page B7 | 417 120 000 | Page C1 | 420 845 300 | Page A11 | 420 945 735 | Page A7 |
| 415 081 300 | Page B7 | 417 126 302 | Page C2 | 420 845 390 | Page A5 | 420 945 750 | Page B3 |
| 415 081 400 | Page B7 | 417 222 155 | Page C1 | 420 850 336 | Page A8 | 420 945 751 | Page A8, A10, A11, B3 |
| 415 083 800 | Page A12 | 418 001 717 | Page C4 | 420 850 552 | Page A8, A12 | 420 945 759 | Page A7 |
| 415 083 900 | Page A12 | 418 002 101 | Page E1 | 420 851 351 | Page A5 | 420 945 770 | Page A11 |
| 415 090 500 | Page D1 | 418 002 200 | Page E1 | 420 851 360 | Page A5 | 420 950 141 | Page A5 |
| 415 090 600 | Page D1 | 418 002 602 | Page E1 | 420 852 070 | Page A11 | 420 950 282 | Page B3 |
| 415 093 900 | Page D9 | 420 227 150 | Page B3 | 420 852 283 | Page A11 | 420 950 292 | Page A5 |
| 415 096 300 | Page E2 | 420 227 155 | Page A5 | 420 852 291 | Page A11 | | |



Numerical Index

Index numérique

| | | | | | | | |
|-------------|--------------|-------------|------------------|-------------|-------------|-------------|----------|
| 420 950 400 | Page A5 | 504 084 300 | Page B11 | 517 258 500 | Page E2 | 560 103 300 | Page C11 |
| 420 950 460 | Page B3 | 504 099 600 | Page C3 | 517 258 600 | Page E2 | 561 205 500 | Page B6 |
| 420 951 510 | Page B7 | 504 112 300 | Page C3 | 517 262 800 | Page D10 | 561 502 700 | Page E4 |
| 420 953 387 | Page B3 | 504 141 800 | Page C2 | 517 266 900 | Page D7 | 561 502 800 | Page D6 |
| 420 956 510 | Page A5 | 504 141 900 | Page C2 | 517 267 000 | Page D7 | 561 503 000 | Page E4 |
| 420 960 700 | Page B3 | 504 142 000 | Page C3 | 517 274 400 | Page D9 | 561 503 100 | Page E4 |
| 420 966 705 | Page A10 | 504 142 100 | Page C2 | 517 280 510 | Page B2 | 561 503 200 | Page E4 |
| 500 003 400 | Page C10 | 504 143 600 | Page C2 | 517 280 511 | Page B2 | 561 503 400 | Page E4 |
| 501 017 400 | Page C10 | 504 146 600 | Page B11 | 517 288 400 | Page D9 | 561 503 800 | Page E4 |
| 501 021 800 | Page B11 | 504 147 200 | Page B11 | 517 288 500 | Page D9 | 570 013 700 | Page E2 |
| 501 022 400 | Page B11 | 504 148 500 | Page B11 | 517 288 600 | Page D9 | 570 023 000 | Page B4 |
| 501 025 000 | Page C10 | 504 149 100 | Page C2 | 517 289 300 | Page E3 | 570 023 800 | Page D11 |
| 501 026 300 | Page C2 | 504 151 830 | Page B11 | 517 289 400 | Page E3 | 570 044 100 | Page B1 |
| 501 026 500 | Page C10 | 506 060 600 | Page C5 | 517 290 100 | Page C10 | 570 048 700 | Page B1 |
| 501 026 800 | Page C10 | 506 080 900 | Page C7 | 517 293 300 | Page C2 | 570 049 500 | Page B1 |
| 501 026 900 | Page C2 | 506 081 200 | Page C7 | 517 294 300 | Page B1, D9 | 570 049 600 | Page D4 |
| 503 103 600 | Page D4 | 506 128 500 | Page C7 | 517 294 400 | Page B7 | 570 053 300 | Page C7 |
| 503 140 600 | Page C8, D1 | 506 129 400 | Page C5 | 517 295 800 | Page E3 | 570 054 100 | Page C6 |
| 503 144 300 | Page D3 | 506 129 402 | Page C5 | 517 296 800 | Page D11 | 570 062 700 | Page C7 |
| 503 151 600 | Page D1 | 506 129 500 | Page C5 | 517 296 900 | Page D11 | 570 063 000 | Page C11 |
| 503 153 100 | Page C11 | 506 129 600 | Page C5 | 517 297 900 | Page D5 | 570 063 600 | Page C12 |
| 503 154 000 | Page C11 | 506 131 200 | Page C5 | 517 299 500 | Page D9 | 570 066 200 | Page A12 |
| 503 154 703 | Page D3 | 506 131 500 | Page C5 | 517 301 200 | Page D12 | 570 069 100 | Page B7 |
| 503 155 300 | Page C11 | 506 134 300 | Page C7 | 517 301 300 | Page D12 | 570 069 300 | Page D1 |
| 503 158 500 | Page D2 | 506 134 402 | Page C8 | 517 302 009 | Page D10 | 570 069 700 | Page B7 |
| 503 158 600 | Page D2, D3 | 506 136 200 | Page C7 | 517 302 073 | Page D11 | 570 127 700 | Page B1 |
| 503 160 000 | Page C12 | 506 136 400 | Page C7 | 517 302 249 | Page D11 | 570 135 100 | Page B4 |
| 503 160 700 | Page C11 | 506 138 300 | Page C5 | 518 201 321 | Page D7 | 570 273 900 | Page B5 |
| 503 168 700 | Page D3 | 506 138 400 | Page C5 | 518 202 100 | Page C4 | 572 010 100 | Page C10 |
| 503 168 800 | Page D3 | 506 138 900 | Page C7 | 518 304 746 | Page D7 | 572 018 900 | Page C12 |
| 503 169 200 | Page D3 | 506 142 000 | Page C6 | 518 314 000 | Page D5 | 572 022 300 | Page E2 |
| 503 171 100 | Page D1 | 506 144 500 | Page C7 | 518 317 000 | Page C4 | 572 030 800 | Page D3 |
| 503 172 900 | Page D4 | 506 147 900 | Page C8 | 518 317 506 | Page D7 | 572 030 900 | Page D3 |
| 503 173 700 | Page C12 | 506 148 100 | Page C8 | 518 317 507 | Page D8 | 572 045 800 | Page C12 |
| 503 174 600 | Page C11 | 506 148 300 | Page C8 | 518 317 509 | Page D7 | 572 045 900 | Page C7 |
| 503 174 900 | Page C12, D1 | 506 148 400 | Page C7 | 518 317 510 | Page D7 | 572 064 400 | Page C5 |
| 503 175 400 | Page C12, D1 | 506 149 100 | Page C8 | 518 317 515 | Page D7 | 572 064 500 | Page C5 |
| 503 175 800 | Page C5, C8 | 507 021 300 | Page C2 | 518 317 518 | Page D8 | 572 067 100 | Page C6 |
| 503 176 700 | Page D4 | 507 031 300 | Page C2, C4 | 518 317 519 | Page D8 | 572 069 900 | Page C7 |
| 503 180 400 | Page C11 | 507 031 500 | Page B11 | 518 317 520 | Page D8 | 572 071 000 | Page B4 |
| 503 182 000 | Page D1 | 507 031 900 | Page C4 | 518 317 521 | Page D8 | 572 073 300 | Page B6 |
| 503 182 200 | Page D1 | 512 050 900 | Page B1 | 518 317 522 | Page D7 | 572 073 900 | Page B5 |
| 503 182 900 | Page C12 | 512 056 000 | Page B1 | 518 317 523 | Page D7 | 572 075 400 | Page C11 |
| 503 183 000 | Page C11 | 512 056 700 | Page B1 | 518 317 531 | Page D8 | 572 080 700 | Page D3 |
| 503 183 100 | Page C2, C11 | 512 056 900 | Page B1 | 518 317 532 | Page D8 | 572 081 900 | Page C6 |
| 503 183 200 | Page C11, D8 | 514 051 000 | Page B1 | 518 317 543 | Page D7 | 572 084 400 | Page A11 |
| 503 183 300 | Page C12 | 515 166 800 | Page E2 | 518 317 553 | Page D8 | 572 084 800 | Page C12 |
| 503 183 400 | Page D4 | 515 166 900 | Page E2 | 518 317 554 | Page D8, E3 | 572 087 000 | Page D9 |
| 503 187 100 | Page D2, D3 | 517 078 700 | Page D1 | 518 317 556 | Page D7 | 572 087 100 | Page D9 |
| 504 073 700 | Page B11 | 517 124 300 | Page D6, D9, D11 | 518 317 572 | Page D7 | 572 087 200 | Page D9 |
| 504 080 200 | Page B11 | 517 126 200 | Page C5 | 519 000 001 | Page B4 | 572 087 800 | Page D11 |
| 504 080 300 | Page B11 | 517 168 500 | Page D6 | 529 022 400 | Page C1 | 572 088 200 | Page D5 |
| 504 081 000 | Page B11 | 517 225 900 | Page A12, D5, D9 | 529 032 000 | Page D6 | 572 091 300 | Page C7 |
| 504 083 800 | Page B11 | 517 249 200 | Page B5 | 529 034 100 | Page D5 | 572 091 400 | Page D3 |



Numerical Index Index numérique

| | | | | | | |
|-------------|---------------------|-----------------------------------|---------------|--------------|---------------|----------|
| 572 092 200 | Page D5 | New Parts For 1999 | N 417 300 054 | Page C2 | N 505 070 190 | Page C7 |
| 572 092 300 | Page D5 | Nouvelles pièces pour 1999 | N 417 300 055 | Page C3 | N 505 070 207 | Page C7 |
| 572 092 700 | Page B11 | | N 417 300 066 | Page C1 | N 505 070 208 | Page C7 |
| 572 097 603 | Page C11 | N 207 162 244 | N 420 640 431 | Page A8 | N 505 070 232 | Page C8 |
| 572 097 703 | Page C11 | N 230 100 044 | N 420 640 441 | Page A8 | N 505 070 251 | Page C7 |
| 572 098 500 | Page D9 | N 371 911 200 | N 420 810 818 | Page A11 | N 505 070 276 | Page C7 |
| 572 098 600 | Page D12 | N 390 911 100 | N 420 811 310 | Page B3 | N 505 070 289 | Page C8 |
| 572 098 800 | Page B6 | N 390 911 200 | N 420 832 439 | Page A7 | N 506 151 157 | Page C5 |
| 572 100 500 | Page C6 | N 400 604 007 | N 420 832 580 | Page A7 | N 506 151 159 | Page C5 |
| 572 100 800 | Page E3 | N 400 604 008 | N 420 837 437 | Page A5 | N 506 151 169 | Page C5 |
| 572 100 901 | Page B6 | N 403 138 557 | N 420 840 391 | Page A10 | N 506 151 182 | Page C6 |
| 572 101 000 | Page C7 | N 404 135 900 | N 420 852 418 | Page A10 | N 506 151 196 | Page C6 |
| 572 103 500 | Page D11 | N 404 161 829 | N 420 887 452 | Page A11 | N 507 032 220 | Page C4 |
| 572 103 800 | Page D5 | N 404 161 831 | N 420 888 034 | Page A7 | N 508 000 041 | Page B7 |
| 572 103 805 | Page D5 | N 404 161 832 | N 420 888 515 | Page A5 | N 509 000 026 | Page B2 |
| 572 106 200 | Page C6 | N 404 161 833 | N 420 922 445 | Page A5 | N 509 000 037 | Page B2 |
| 572 106 300 | Page D5 | N 404 161 834 | N 420 924 635 | Page A5 | N 509 000 042 | Page B2 |
| 572 107 300 | Page D11 | N 404 161 834 | N 420 924 645 | Page A5 | N 509 000 049 | Page B2 |
| 572 108 200 | Page D5 | N 404 161 835 | N 420 926 190 | Page A7 | N 510 003 594 | Page D5 |
| 572 108 500 | Page C5 | N 404 161 836 | N 420 926 260 | Page A8 | N 512 058 994 | Page A10 |
| 572 150 700 | Page E3 | N 404 161 837 | N 420 927 745 | Page A8, B2 | N 512 058 997 | Page A10 |
| 572 151 200 | Page E6 | N 404 161 838 | N 420 953 382 | Page B3 | N 512 059 059 | Page B5 |
| 572 151 500 | Page E6 | N 404 161 839 | N 420 978 818 | Page A8, A12 | N 512 059 088 | Page B1 |
| 581 056 500 | Page B12, C10 | N 410 609 402 | N 502 006 523 | Page D9 | N 513 032 908 | Page B5 |
| 732 401 030 | Page C1 | N 410 923 000 | N 502 006 549 | Page D9 | N 513 032 926 | Page B5 |
| 732 600 004 | Page B11 | N 410 923 100 | N 503 188 929 | Page D3 | N 513 032 929 | Page B5 |
| 732 601 002 | Page C12 | N 414 978 100 | N 503 188 930 | Page D1 | N 513 032 941 | Page B5 |
| 732 601 003 | Page B11 | N 414 978 200 | N 503 188 933 | Page D3 | N 513 032 949 | Page B5 |
| 732 601 004 | Page C8 | N 414 978 300 | N 503 188 934 | Page D3 | N 513 032 961 | Page B5 |
| 732 601 067 | Page B2, B5, C2, C3 | N 415 005 800 | N 503 188 938 | Page D1 | N 513 032 965 | Page B5 |
| 732 601 143 | Page B6 | N 415 005 900 | N 503 188 939 | Page D1 | N 514 052 743 | Page A12 |
| 732 601 144 | Page B12 | N 415 112 700 | N 503 188 940 | Page D1 | N 514 052 766 | Page A12 |
| 732 601 197 | Page D3 | N 415 127 608 | N 503 188 951 | Page C11 | N 514 052 774 | Page A12 |
| 732 601 198 | Page D3 | N 415 127 619 | N 503 188 960 | Page C11 | N 514 052 775 | Page A12 |
| 732 601 210 | Page D11 | N 415 127 620 | N 503 188 961 | Page D3 | N 514 052 777 | Page B1 |
| 732 601 221 | Page D5 | N 415 127 621 | N 503 188 969 | Page D4 | N 514 052 778 | Page B1 |
| 732 601 253 | Page D5 | N 415 127 622 | N 503 188 976 | Page C11, D1 | N 514 052 788 | Page B1 |
| 732 610 010 | Page C5 | N 415 127 623 | N 503 188 997 | Page C12 | N 514 052 859 | Page A12 |
| 732 610 011 | Page C5 | N 417 126 317 | N 503 189 044 | Page D4 | N 514 052 860 | Page A12 |
| 732 610 012 | Page B11 | N 417 126 318 | N 503 189 060 | Page C12 | N 514 052 861 | Page A12 |
| 732 610 019 | Page C8 | N 417 126 322 | N 503 189 075 | Page C11 | N 514 052 866 | Page A12 |
| 732 610 042 | Page C5 | N 417 126 373 | N 503 189 228 | Page D1, D3 | N 514 052 887 | Page A12 |
| 732 610 072 | Page D5, D11, E3 | N 417 126 374 | N 503 189 241 | Page D3 | N 514 052 900 | Page A12 |
| 732 804 009 | Page C1 | N 417 126 375 | N 503 189 242 | Page D3 | N 514 052 910 | Page A12 |
| 732 804 011 | Page D4 | N 417 126 381 | N 504 149 700 | Page C3 | N 514 052 915 | Page B1 |
| 732 900 048 | Page C7 | N 417 126 385 | N 504 151 802 | Page C10 | N 514 052 918 | Page B1 |
| 732 958 001 | Page C1 | N 417 126 387 | N 504 151 828 | Page C10 | N 514 052 921 | Page B1 |
| 860 423 000 | Page C2 | N 417 222 044 | N 504 151 831 | Page C3 | N 514 052 950 | Page A12 |
| | | N 417 222 049 | N 504 151 836 | Page C10 | N 514 052 951 | Page B1 |
| | | N 417 222 059 | N 505 070 025 | Page C8 | N 514 052 952 | Page B2 |
| | | N 417 222 107 | N 505 070 131 | Page C8 | N 514 052 953 | Page B4 |
| | | N 417 222 157 | N 505 070 140 | Page C8 | N 514 052 954 | Page B1 |
| | | N 417 222 160 | N 505 070 143 | Page C8 | N 514 052 955 | Page B1 |
| | | N 417 300 050 | N 505 070 189 | Page C7 | N 514 052 956 | Page B1 |



Numerical Index

Index numérique

| | | | |
|---------------|-----------------|---------------|----------|
| N 515 175 137 | Page E2 | N 529 035 592 | Page D6 |
| N 515 175 148 | Page A10 | N 572 089 000 | Page C12 |
| N 515 175 149 | Page D8 | N 732 600 032 | Page C3 |
| N 515 175 158 | Page E3 | N 732 601 311 | Page B11 |
| N 515 175 160 | Page D9 | N 732 601 315 | Page E3 |
| N 515 175 173 | Page E3 | N 860 501 900 | Page C7 |
| N 515 175 216 | Page E2 | N 861 766 700 | Page B10 |
| N 515 175 218 | Page E2 | | |
| N 515 175 241 | Page E6 | | |
| N 515 175 252 | Page C6, E4 | | |
| N 515 175 253 | Page B5, E4 | | |
| N 515 175 281 | Page E2 | | |
| N 515 175 294 | Page C4 | | |
| N 515 175 297 | Page B2 | | |
| N 515 175 307 | Page C4 | | |
| N 515 175 313 | Page E4 | | |
| N 515 175 320 | Page E4 | | |
| N 515 175 324 | Page E3 | | |
| N 516 000 130 | Page B7 | | |
| N 516 000 132 | Page C4 | | |
| N 516 000 182 | Page C8, D2, D3 | | |
| N 516 000 237 | Page D5 | | |
| N 516 000 238 | Page D5 | | |
| N 516 000 241 | Page D5 | | |
| N 516 000 242 | Page D5 | | |
| N 516 000 260 | Page E1 | | |
| N 516 000 274 | Page E1 | | |
| N 516 000 282 | Page E1 | | |
| N 516 000 301 | Page E1 | | |
| N 516 000 315 | Page E1 | | |
| N 517 302 076 | Page D11 | | |
| N 517 302 108 | Page D12 | | |
| N 517 302 152 | Page D11 | | |
| N 517 302 155 | Page D12 | | |
| N 517 302 156 | Page D11 | | |
| N 517 302 167 | Page D11 | | |
| N 517 302 170 | Page D11 | | |
| N 517 302 183 | Page D12 | | |
| N 517 302 184 | Page D12 | | |
| N 517 302 187 | Page D9 | | |
| N 517 302 205 | Page D11 | | |
| N 517 302 208 | Page D11 | | |
| N 518 321 301 | Page D7 | | |
| N 518 321 421 | Page D8 | | |
| N 518 321 433 | Page D7 | | |
| N 518 321 434 | Page D7 | | |
| N 518 321 447 | Page D7 | | |
| N 518 321 448 | Page D7 | | |
| N 518 321 511 | Page D8 | | |
| N 518 321 572 | Page D7 | | |
| N 518 321 630 | Page D7 | | |
| N 518 321 658 | Page D7 | | |
| N 519 000 002 | Page B4 | | |
| N 520 000 107 | Page D6 | | |



BOMBARDIER
PRODUITS RÉCRÉATIFS



®*Trademarks of Bombardier Inc.
© 1998 Bombardier Inc. All Rights Reserved
Litho'd in Canada

®*Marques de commerce de Bombardier Inc.
©1998 Bombardier Inc. Tous droits réservés
Lithographié au Canada